

911
928
944
4000
5000
COUPE
QUATTRO

1982/83 Porsche Audi Fact Book

For dealership use only

Contents

Page

944 Porsche

Model Designation & Dimensions	2
Specifications	6-9
Standard Equipment	14
Optional Equipment	18-23
Paint Selection	24, 25
Upholstery Selection	26

Porsche 911SC

Model Designation & Dimensions	3
Specifications	10-13
Standard Equipment	16
Optional Equipment	18-23
Paint Selection	24, 25
Upholstery Selection	27, 28

Porsche 928

Model Designation & Dimensions	4
Specifications	10-13
Standard Equipment	17
Optional Equipment	18-23
Paint Selection	24, 25
Upholstery Selection	29-31

Audi 4000/Diesel/Turbo Diesel

Model Designation & Dimensions	34, 35
Specifications	40-43
Standard Equipment	52
Optional Equipment	58-61
Paint Selection	62
Upholstery Selection	62

Audi Coupe/Quattro

Model Designation & Dimensions	36, 37
Specifications	40-47
Standard Equipment	53, 54
Optional Equipment	58-61
Paint Selection	63-64
Upholstery Selection	63-64

Audi 5000S

Model Designation & Dimensions	38
Specifications	48-51
Standard Equipment	55
Optional Equipment	58-61
Paint Selection	66
Upholstery Selection	66

Audi 5000 Turbo/Turbo Diesel

Model Designation & Dimensions	39
Specifications	48-51
Standard Equipment	56
Optional Equipment	58-61
Paint Selection	67
Upholstery Selection	67

Porsche

Facts and

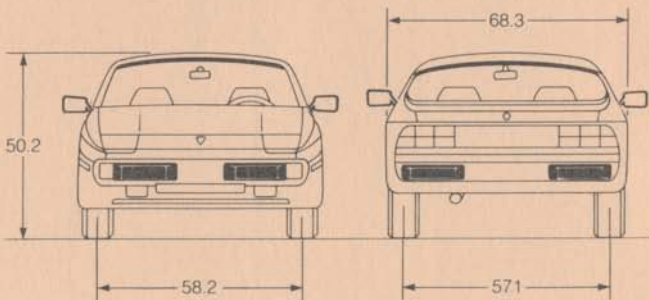

Figures

Porsche models and dimensions

Model	Designation	Price
944 332	944 with five-speed transmission	_____
944 333	944 with three-speed automatic transmission	_____

Note: the 944 Porsche is a 1983 model and carries a 1983 vehicle identification number.



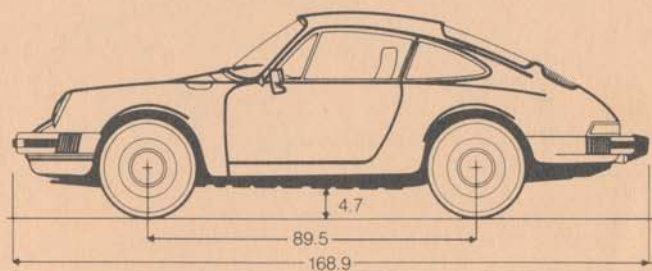
Dimensions (in inches)



Model	Designation	Price
911 344	911SC Coupe with five-speed transmission	_____
911 444	911SC Targa with five-speed transmission	_____

Note: Porsche 911SC described in this book is a 1982 model and carries a 1982 vehicle identification number.

Dimensions (in inches)

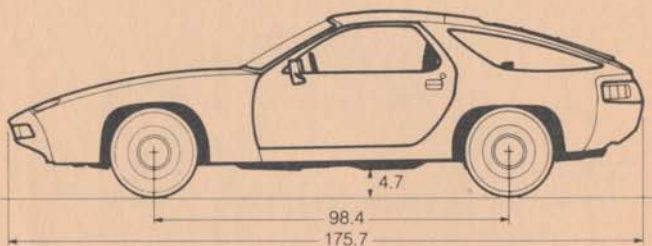


Porsche models and dimensions

Model	Designation	Price
928 510	928 Coupe with five-speed transmission (automatic three-speed transmission with torque converter at extra cost—Option 249)	

Note: Porsche 928 described in this book is a 1982 model and carries a 1982 vehicle identification number.

Dimensions (in inches)



Porsche specifications

Model

Engine

Type of engine

Bore/stroke, inches (mm)

Displacement, cubic inches (cc)

Compression ratio

Horsepower, SAE net, @ rpm

Maximum torque, SAE net, ft. lbs. @ rpm

Valve train

Crankshaft

Lubrication

Fuel requirements

Fuel supply system

Electrical system

Battery

Alternator

Ignition

Drive train

Design

Clutch

Transmission

Final drive

Drive axles

Gear ratios

1st

2nd

3rd

4th

5th

Reverse

Final Drive

Frame/body

Suspension

Front suspension

Rear suspension

2.5 liter, 4-cylinder all aluminum, water-cooled front engine with 2 high-speed counter shafts and light alloy crank case, cylinders and cylinder head

3.94/3.11 (100.0/78.9)

151 (2479)

9.5:1

143 @ 5500

137.1 @ 3000

OHC, spur belt driven, hydraulic lifters

Forged, 5 main bearings

Pressure lubrication, full flow oil filter

Unleaded gas only

Electronic fuel injection (AFC), electric fuel pump

12 Volt, 63 Ah.

1260 Watt

Digital motor electronic (DME)

Front-mounted engine, rear-mounted transaxle, connected by torque tube and solid drive shaft

Single disc dry, 5-speed manual

Trilock torque converter, 3-speed auto.

Cone type synchronization; transaxle, rear

Beveled hypoid drive

Double CV joints

5-speed Man

3-speed Auto

3.60:1

2.71:1

2.13:1

1.50:1

1.46:1

1.00:1

1.07:1

—

0.73:1

—

3.50:1

2.43:1

3.89:1

3.45:1

Galvanized steel, unitized construction

Independent, with lower control arms, double-acting hydraulic telescopic coil/shock absorber struts, positive steering roll radius, stabilizer bar (20mm)

Independent, with semi-trailing arms, transverse torsion bars, one per wheel, and double-acting hydraulic shock absorbers

Porsche specifications

Model

Brakes

Foot brake

Hand brake

Total effective brake pad/lining area, sq. inches (cm²)

Wheels

Rims (pressure-cast alloy painted black center, polished flange)

Tires (radial ply)

Spare tire

Steering

Capacities

Engine oil with filter, quarts (liters)

Fuel tank, gallons (liters)

Windshield washer, quarts (liters)

Cooling system, quarts (liters)

Luggage, cubic feet (EPA)

Dimensions

Wheelbase, inches (mm)

Front track, inches (mm)

Rear track, inches (mm)

Overall length, inches (mm)

Overall width, inches (mm)

Overall height (unloaded), inches (mm)

Ground clearance (loaded), inches (mm)

Turning circle, curb to curb, feet (m)

Performance

Approximate top speed (mph)

Acceleration 0-60 mph (in seconds)

*EPA estimated fuel economy mpg, city/highway

Estimated cruising range:

City

Highway

* 1983 EPA estimates not available at time of printing

Power-assisted, dual circuit hydraulic system. Four wheel vented disc with floating calipers

Mechanical drum inside rear disc

48.0 (310)

7Jx15

215/60 VR 15

Space-saver with compressor

Rack and pinion

5.3 (5.0)

17.4 (66)

6.9 (6.5)

9.0 (8.5)

15.0

94.5 (2400)

58.2 (1477)

57.1 (1452)

168.9 (4290)

68.3 (1735)

50.2 (1275)

4.9 (125)

31.2 (9.5)

Manual

Auto

130

130

8.3

9.8

Porsche specifications

Model

Engine

Type of engine

Bore/ stroke, inches (mm)

Displacement, cubic inches (cc)

Compression ratio

Horsepower, SAE net, @ rpm

Maximum torque, SAE net, ft. lbs. @ rpm

Valve train

Crankshaft

Lubrication

Fuel requirement

Fuel supply system

Electrical system

Battery

Alternator

Ignition

Drive train

Design

Clutch

Transmission

Final drive

Drive axles

Gear Ratios

1st

2nd

3rd

4th

5th

Reverse

Final Drive

Frame/body

Suspension

Front suspension

Rear suspension

911SC**928 Coupe**

6-cylinder, 4 cycle, 3.0 ltr, air-cooled, opposed, light alloy block, aluminum cylinder heads	8-cylinder, 4 cycle, 4.5 ltr, V-8 water-cooled, closed and pressurized system, light alloy block, cylinders and heads	
3.74/2.77 (95.0/70.4)	3.74/3.11 (95.0/78.9)	
183.0 (2994)	273.0 (4474)	
9.3:1	9.0:1	
172 @ 5500	220 @ 5500	
175 @ 4200	265 @ 4000	
OHC (one per bank), chain-driven	OHC, spur belt driven, hydraulic lifters	
Forged, 8 main bearings	Forged, 5 main bearings	
Dry sump with separate oil tank, thermostatic oil cooling, full flow oil filter	Wet sump with baffled reservoir, crescent-type pressure pump	
Unleaded gas only	Unleaded gas only	
Electric fuel pump, CIS fuel injection (Cat. w/OXS)	Electric fuel pump, AFC fuel injection (Cat. w/OXS)	
12 Volt, 66 Ah.	12 Volt, 88 Ah.	
980 Watt	1260 Watt	
Breakerless high capacitive discharge system	Breakerless transistor	
Rear-mounted engine combined with transaxle	Front-mounted engine, rear-mounted transaxle, connected by torque tube and enclosed drive shaft	
Single, dry plate	Twin-disc dry	
Porsche type synchronization	Porsche type synchronization	
Spiral bevel	Spiral bevel	
Double CV joints	Double CV joints	
5-speed Man	3-speed Auto	5-speed Man
3.18:1	2.30:1	3.60:1
1.78:1	1.46:1	2.47:1
1.26:1	1.00:1	1.75:1
1.00:1	—	1.34:1
.82:1	—	1.00:1
3.33:1	1.84:1	3.16:1
3.88:1	2.75:1	2.75:1
Galvanized steel, unitized construction	Galv. steel, unitized construction with alum. body panels	
Independent, with transverse control arms and telescopic shock absorber struts plus stabilizer bar (20mm), longitudinally mounted torsion bars	Independent, with upper and lower control arms, coil/shock absorber struts, and tube-type stabilizer bar (28mm), negative steering roll radius	
Independent, with longitudinal control arms and stabilizer bar (18mm), transversely mounted torsion bars, with hydraulic telescopic shock absorbers and stabilizer	Independent, with upper and lower control arms, coil/shock absorber struts and tube-type stabilizer bar (22.5mm) (Weissach axle)	

Porsche specifications

Model

Brakes

Foot brake

Hand brake

Total effective brake pad area, sq. inches (cm²)

Wheels

Rims (pressure-cast alloy)

Front

Rear

Tires (radial ply)

Front

Rear

Spare Tire

Steering

Capacities

Engine oil with filter, quarts (liters)

Transmission/differential, quarts (liters)—manual

Fuel tank, gallons (liters)

Windshield washer, quarts (liters)

Cooling system, quarts (liters)

Dimensions

Wheelbase, inches (mm)

Front track, inches (mm)

Rear track, inches (mm)

Overall length, inches (mm)

Overall width, inches (mm)

Overall height (unloaded), inches (mm)

Ground clearance (loaded), inches (mm)

Turning circle, curb to curb, feet (m)

Performance

Approximate top speed (standard transmission)

Acceleration 0-60 mph (standard transmission)

*EPA estimated fuel economy mpg, city/highway

Estimated cruising range:

City

Highway

* 1982 EPA estimates

911SC**928 Coupe**

Dual circuit power-assisted hydraulic brake system, 4-wheel vented disc brakes.

Power-assisted, diagonally-connected, twin circuit hydraulic system, 4-wheel discs, vented

Mechanical drum inside rear disc

Mechanical drum inside rear disc

39.8 (257)

50.5 (326)

6Jx15 } black spokes with
7Jx15 } polished flanges7Jx15 }
7Jx15 } bright alloy

185/70 VR 15

215/60 VR 15

215/60 VR 15

215/60 VR 15

Space-saver with compressor

Space-saver with compressor

Rack and pinion

Rack and pinion with variable power assist

13.7 (13)

7.9 (7.5)

3.2 (3)

4.0 (3.8)

21 (80)

22.7 (86)

9 (8.5)

7.0 (6.7)

—

17.0 (16)

89.5 (2272)

98.4 (2500)

53.9 (1369)

61.1 (1551)

54.3 (1379)

60.2 (1530)

168.9 (4291)

175.7 (4462)

65.0 (1652)

72.3 (1836)

51.6 (1320)

50.5 (1282)

4.7 (120)

4.7 (120)

34.0 (10.4)

31.5 (9.6)

139 mph

143 mph

6.8 seconds

7.3 seconds

17/27 (Man)

16/25 (Man) 17/24 (Auto)

357

363 (Man) 386 (Auto)

567

568 (Man) 545 (Auto)

Porsche standard equipment

Model

944

Body

Electrically retractable Halogen headlights. Large multiple chamber rear lights. Sunroof panel which can be tilted at the rear or be removed and stored in a protective bag in trunk. Automatic wind deflector. Rear "944" lettering. Lift-up hatchback. Engine lid and hatchbacks supported by pneumatic struts. Tinted safety glass all around. Complete undercoating. Black window moldings. Heated and electrically-adjustable outside rearview mirrors (left and right). Low drag coefficient. Aerodynamically efficient front and rear integrated spoilers. Integrated fog lights in front air dam. Seven-year limited anti-corrosion warranty—see Warranty and Maintenance Manual for details.

Locks

Lockable doors. Glove compartment door and hatchback cover. Anti-theft internal hood release. Steering wheel lock combined with ignition lock. Non-repeat starter switch.

Interior

Four-passenger interior. Two-way adjustable driver's seat and passenger seat. Headrests integrated with seats. Padded glare-proof instrument panel with yellow marking against grey instruments. Safety-padded sun visors. Make-up mirror in sun visor, passenger side. Center control console with ashtray and cigar lighter. Automatic antenna. Suppression. Three stereo speakers with balance control. Leather three-spoke sport steering wheel. Full carpeting. Grab handle incorporated into both side armrests. Seat upholstery in leatherette or leatherette/cloth combination. Air conditioning. Heating and draft-free flow-through ventilation independently adjustable. Large adjustable fresh air and heating vents for defogging. Three-speed fresh air blower. Power windows. Rear window defogger. Two inertia reel combination shoulder/lap belts, front; two lap belts rear. Carpet-covered storage compartment in both doors. Electric windshield washer with automatic wipe cycle, and two-speed windshield wipers with intermittent wipe cycle, control mounted on steering column. Inside day/night rearview mirror. Large fully-carpeted rear luggage area with fold-down seatback. Retractable luggage compartment cover. Leather-covered shift lever.

Instrumentation

Speedometer with trip odometer. Transistorized tachometer. Quartz clock. Water temperature gauge, fuel, and oil pressure gauge. Warning indicator lights for fuel reserve, oxygen sensor (OXS), seat belts, alternator control, oil pressure, and hydraulic braking systems.

Electrical System

Two back-up lights. Rheostat-controlled instrument illumination. Four-way emergency flasher. Interior light. Glove compartment light. Engine compartment light. Center control box with fuses under dashboard. Dual-tone horn. Luggage compartment light. Electric tire pump for space-saver spare tire. Hand brake warning light.

Porsche standard equipment

Model

911SC

Body

Energy-absorbing aluminum safety bumpers with protective rubber moldings front and rear. Headlight washers. Rear bumper equipped with heavy rubber bumperettes. Protective rubber moldings on door sills. Removable folding roof on Targa models. Complete undercoating. Black anodized window trim. Seven-year limited anti-corrosion warranty — see Warranty & Maintenance Manual for details.

Windows

Tinted glass all around. Three-speed electric windshield wiper and intermittent wipe cycle. Washer with automatic wiping cycle. Two-stage electrically heated rear window defogger. Inside day/night rearview mirror. Outside mirrors heatable and electrically adjustable (left & right).

Locks

Doors and ignition lock. Lockable glove compartment. Front and rear lid locks operated from car interior. Steering wheel lock combined with ignition lock. Non-repeat starter switch. Fuel tank access door opened from car interior. Front hood key lock (Targa only).

Interior

Four-passenger interior. Air conditioning. Power windows. Leather-covered three-spoke steering wheel. Safety-padded sun visors with vanity mirror, passenger side. Illuminated ashtray. Glare-proof instrument panel, heavily padded. Dashboard center finished in color-matched vinyl. Cigar lighter. Adjustable front seats with reclining backrests and integral headrests. Grab handle incorporated into side armrests. Front seat upholstery in leather, rear seat in leatherette. Leatherette door panels. Armrest on driver and passenger side. One map pocket on left side of foot well (Coupe only). Storage compartment in both doors. Two combination shoulder/lap belts equipped with inertia reels, front; 2 lap belts, rear. Full cut-pile carpeting. Heating and draft free flow-through ventilation independently adjustable. Three-speed fresh air blower. Luggage platform with bolsters folded down and built-in luggage strap loops. Two coat hooks. Automatic antenna, suppression and speakers in doors, two speakers in shelf below rear window. Center console.

Instrumentation

Electric speedometer with trip odometer. Transistorized tachometer. Fuel gauge with warning light. Oil temperature gauge. Oil level gauge. Oil pressure gauge. Electric quartz clock with adjustable elapsed-time monitor.

Electrical System

Two Halogen headlights. Two back-up lights. Rheostat-controlled instrument illumination. Luggage compartment light. Four-way emergency flasher. Illuminated glove compartment. Two interior lights (Coupe). One interior light (Targa). Dual-tone horns. Electric tire pump for space-saver tire. Engine compartment light. Hand brake warning light.

Body

Energy-absorbing aluminum bumpers front and rear covered with shock and energy-absorbing polyurethane skin, with elastic paint to match body color. Integrated front spoiler. Black exterior trim molding. Lift-up hatchback. Tinted safety glass all around. Complete undercoating. "Porsche" in grey on rear of vehicle. Seven-year limited anti-corrosion warranty — see Warranty & Maintenance Manual for details.

Locks

Power door locks. Luggage compartment and glove compartment lock. Ignition/steering wheel/starter lock, anti-theft internal hood release. Non-repeat starter switch.

Interior

Four-passenger interior. Electrically powered driver's seat, two-way adjustable front passenger seat. Headrests integrated with seats. Heavily padded glare-proof instrument panel. Padded front and rear sun visors. Cassette storage holder. Package shelf below dash on driver's side. Assist grips in rear. Illuminated vanity mirror, passenger side. Leather-covered armrests and door grips. Center console. Front illuminated ashtray and cigar lighter. Four-spoke, leather-covered sport steering wheel. Adjustable steering column/instrument panel. Automatic speed control. Power steering. Power windows. Four speakers, suppression. Automatic antenna. Full deep cut-pile carpeting. Fold out armrests. Door pockets. Partial leather interiors with choice of leather or cloth seats. Split fold-down rear seat backrests. Heater and air-conditioner with 5-speed blower. Automatic full climate control. Draft-free flow-through ventilation through 10 outlets. Twin-stage heatable rear window. Inertia reel combination shoulder/lap belts, front and rear. Roomy storage compartments in both doors. Heavy-duty electric windshield washer with automatic wipe cycle, and three-speed windshield wipers with intermittent wipe cycle, control mounted on steering column. Rear window wiper. Heatable and electrically adjustable outside rearview mirrors (left & right). Glove compartment with light. Luggage compartment cover.

Instrumentation

Speedometer with trip odometer. Fuel consumption gauge. Six-digit odometer. Transistorized tachometer. Quartz clock. Water temperature, fuel and oil pressure gauges. 12-function central warning lights in instrument cluster: oil pressure, oil level, brake circuit failure, brake fluid, brake pad wear, emergency brake, coolant level, coolant temperature, fuel tank level and reserve, windshield washer reservoir, brake lights, and tail lights.

Electrical System

1.5 hp starter. Retractable Halogen headlights operated by electric motor with headlight washers. Two back-up lights. Fog lights (white). Rheostat-controlled instrument illumination. Four-way emergency flasher. Interior lights. Glove compartment light. Engine compartment light. Center control box with fuses under dashboard. Dual-tone horn. White and red courtesy lights in doors. Electric tire pump for space-saver spare tire. Hand brake warning light. Luggage area light.

Porsche options

Code	Description	Note
018	Leather-covered three-spoke sport steering wheel, 15" with raised hub	Not with 431
126	Digital cassette radio	
197	88 A/h battery	
220	Limited slip differential	40% slip factor. Not with 944 automatic.
249	Automatic transmission	
395	Forged alloy wheels	944 forged 7Jx16 (5 bolt); 911 type with 205/55 VR 16 tires; 911, front 6Jx16 5-spoke rims with 205/55 VR 16 tires, rear 7Jx16 with 225/50 VR 16 tires (not suitable for use with snow chains).
401	Pressure-cast alloy wheels, front	7x16 rims with 225/50 VR 16 tires. Not with 471.
404	Stabilizers	Front 21.5mm Rear 14mm
409	Front sport seats, in leather (Eliminates standard power seat—left on 928)	Refer to upholstery codes on: 944—p. 26 911SC—p. 27-28 928 Coupe—p. 29-30
410	Front sport seats in Berber Tweed	Refer to upholstery codes on: 944—p. 26
418	Protective side moldings	
423	Cassette/Coin Holder (944) Cassette Holder (928)	
424	Automatic heating control	
425	Rear window wiper	
431	Leather-covered four-spoke sport steering wheel (363mm)	Not with 018

	944	911SC Coupe	Targa	928 Coupe
	○	—	—	—
Price				
Price	○	○	○	○
Price	—	○	○	●
Price	○	○	○	○
Price	—	—	—	○
	○	○	○	—
Price				
	—	—	—	○
Price				
Price	○	—	—	—
Price	○	○	○	○
Price				
Price	○	—	—	—
Price	○	—	—	○
Price	○	—	—	●
Price	—	○	○	—
Price	○	—	—	●
Price	○	—	—	—

○ means "option available for this model"

— means "option not available for this model"

● means "standard equipment for this model"

Porsche options

Code	Description	Note
438	Power seat, right (left seat standard equipment)	Not with 409
454	Automatic speed control	
455	Anti-theft device for wheels	
456	Stabilizers (Front 21.5mm—Rear 14mm) & sport shocks	
468	Tinted glass all around green windshield with graduated tint	Instead of bronze
469	Black roofliner	
471	Competition group (not with 401)	<ul style="list-style-type: none">• Front & rear spoiler• Sport shock absorbers• 7Jx16 forged alloy wheels (disc type) with 225/50 VR 16 tires• Cooling vents in front spoiler for brake cooling
473	Spoiler, front & rear	
474	Sport shock absorbers	
494	Amplifier system	Only with 126.
533	Alarm system	2-Locks (944/911) 2-Keys (928)
566	Fog lights, white	
567	Windshield with graduated tint	Not with 577 for 911SC.
577	Heatable windshield with graduated tint	Not with 567 for 911SC.

	944	911SC Coupe	Targa	928 Coupe
	—	—	—	○
Price				
Price	—	○	○	●
Price	○	○	○	○
Price	○	—	—	—
	—	—	—	○
Price				
Price	—	○	—	—
	—	—	—	○
Price				
Price	—	○	○	—
Price	—	○	○	—
Price	—	—	—	○
Price	○	○	○	○
Price	—	○	○	—
Price	○	○	○	—
Price	—	○	○	—

○ means "option available for this model"

— means "option not available for this model"

● means "standard equipment for this model"

Porsche options

Code	Description	Note
650	Electric sliding roof	
666	Without protective coating	Mandatory for Delivery in Europe vehicles
900	Catalyst retrofit	Mandatory for Delivery in Europe vehicles

	944	911SC Coupe	Targa	928 Coupe
Price	—	○	—	○
Price	○	—	—	—
Price	○	○	○	○

○ means "option available for this model"

— means "option not available for this model"

● means "standard equipment for this model"

Porsche paint colors

Paint Color

Black

Mocha Black

Gabun Grey

Mauritius Blue

Guards Red

Havana Brown

Royal Blue

Bamboo Beige

Grand Prix White

Alpine White

Mint Green

Chiffon White

Gambia Red

Caramel Brown

Metallic Paints (extra cost for 944 and 911SC Targa)

Black Metallic

Platinum Metallic

Light Blue Metallic

Minerva Blue Metallic

Meteor Grey Metallic

Pacific Blue Metallic

Surinam Red Metallic

Moss Green Metallic

Rosewood Metallic

Lhasa Green Metallic

Wine Red Metallic

Diamond Silver Metallic

Pewter Metallic

**Color to sample at extra cost on all models—
not available on Delivery in Europe vehicles.**

Codes for Model:

944	911SC Coupe	911SC Targa	928 Coupe
	A1A1	A1V9	A1A1
A2A2	A2A2	A2V9	A2A2
A3A3			
K9K9			
G1G1	G1G1	G1V9	G1G1
T4T4			
	J6J6	J6V9	J6J6
	D2D2	D2V9	D2D2
	P5P5	P5V9	P5P5
P1P1			
	M1M1	M1V9	M1M1
	P2P2	P2V9	P2P2
H2H2			
	T2T2	T2V9	T2T2
U7U7	U7U7	U7V9	U7U7
U1U1	U1U1	U1V9	U1U1
U2U2	U2U2	U2V9	U2U2
	W6W6	W6V9	W6W6
Y5Y5			
	W3W3	W3V9	W3W3
Y2Y2			
	Y8Y8	Y8V9	Y8Y8
	U9U9	U9V9	U9U9
W1W1			
	Y9Y9	Y9V9	Y9Y9
Z4Z4			
	U3U3	U3V9	U3U3
	9999 (Metallic and Non-Metallic)	99V9	9999 (Metallic Only)

Porsche upholstery

944[†]

Code	Side Panels & Seat Trim	Seat Inlays**	Carpet	Availability
	Leatherette	Leatherette		
LT	Black	Black	Black	●
LK	Black	Black	Grey	●
QX	Grey Beige	Grey Beige	Grey	●
LU	Brown	Brown	Brown	●
	Leatherette (Panels)			
	Leather (Trim)	Leather		
TE*	Black	Black	Black	O
YU*	Black	Black	Grey	O
TH*	Brown	Brown	Brown	O
	Leatherette (Panels)			
	Leatherette (Trim)	Berber Tweed***		
JC	Black	Grey/Black	Black	●
RC	Black	Grey/Black	Grey	●
RL	Grey Beige	Grey/Beige	Grey	●
JB	Brown	Beige/Brown	Brown	●
	Leatherette (Panels)			
	Leatherette (Trim)	Pin Stripe Cloth		
BH	Black	Black	Black	●
RA	Black	Black	Grey	●
BJ	Brown	Brown	Brown	●
	Leatherette (Panels)			
	Leatherette (Trim)	Berber Tweed***		
KN*	Black	Grey/Black	Black	O
RW*	Black	Grey/Black	Grey	O
KP*	Brown	Beige/Brown	Brown	O
		Checked Velour		
	Leatherette (Trim)	Includes Side Panels		
GM	Black	Grey/Black	Black	●
RB	Black	Grey/Black	Grey	●
GN	Brown	Beige/Brown	Brown	●

Interiors are color coordinated except for Grey Beige: Grey Beige interiors dashboard, side window sills, steering wheel, center console, shift lever boot, roofliner and luggage compartment cover are brown.

†Interiors can be combined with any paint code.

* Available only with Front Sport Seats: in Leather, Option 409 (Front Seats Leather, Rear Seats Leatherette); Berber Tweed, Option 410.

** Head restraints in the same material as seat inlays except Pin Stripe Cloth which have Leatherette head restraints.

*** Seat Bolsters in Berber Tweed for Berber Tweed.

● = Standard; O = Optional at extra cost

911SC Coupe[†] & 911SC Targa[†]

Code	Side Panels & Seat Trim	Seat Inlays	Carpet	Available
	Leatherette (Panels) Leather (Trim)*	Leather*		
YE	Black	Black	Black	●
YJ	Dark Blue	Dark Blue	Dark Blue	●
YH	Beige	Beige	Beige	●
YG	Brown	Brown	Brown	●
	Leatherette (Panels) Leather (Trim)*	Leather*		
TE**	Black	Black	Black	○
TA**	Dark Blue	Dark Blue	Dark Blue	○
TM**	Beige	Beige	Beige	○
TH**	Brown	Brown	Brown	○
	Leather	Leather		
VD	Black	Black	Black	○
VA	Dark Blue	Dark Blue	Dark Blue	○
VC	Beige	Beige	Beige	○
VB	Brown	Brown	Brown	○
	Leather	Leather		
YA**	Black	Black	Black	○
YD**	Dark Blue	Dark Blue	Dark Blue	○
YC**	Beige	Beige	Beige	○
YB**	Brown	Brown	Brown	○
	Leather	Uni-Cloth		
EM	Black	Black	Black	○
ED	Dark Blue	Dark Blue	Dark Blue	○
EL	Beige	Beige	Beige	○
EE	Brown	Beige	Brown	○

Porsche upholstery

911SC Coupe[†] & 911SC Targa[†]

Code	Side Panels & Seat Trim	Seat Inlays	Carpet	Available
	Leather	Berber Tweed (Incl. Bolsters)		
EV	Black	Grey/Black	Black	O
EW	Dark Blue	Blue/Black	Dark Blue	O
JY	Beige	Beige/Brown	Beige	O
JV	Brown	Beige/Brown	Brown	O
	Leather	Checked Velour		
DM	Black	Grey/Black	Black	O
DL	Dark Blue	Blue/Black	Dark Blue	O
DP	Beige	Beige/Brown	Beige	O
DN	Brown	Beige/Brown	Brown	O

Dashboard, window sills, and rear shelf are color coordinated with trim except beige; with beige interiors—dashboard, window sills and rear shelf are brown. Materials as indicated for side panels. Roof Liners (leatherette): Black interiors have white roof liners; dark blue interiors have dark blue roof liners; beige or brown interiors have brown roof liners.

[†]911 interiors can be combined with any exterior colors.

*Front Seat Leather (Incl. Bolsters), Rear Seats Leatherette

**Available only with front sport seats; in leather, Option 409.

● = Standard, O = Optional at extra cost

911SC Special Leather Interiors: Trim Code[†]

Code	Leather Side Panels Seat Trim Seat Inlay	Leatherette Roof Liner	Carpet	Leather Dashboard Window Sills Rear Shelf
VE	Cancan Red	Black	Black	Black
VG	Papyrus White	Black	Black	Black
VH	Hannibal Grey	Black	Black	Hannibal Grey
VJ	Mint Green	Black	Mint Green	Mint Green
99	To Sample	Specify*	Specify*	Specify**

[†]911SC Coupe & 911SC Targa Special Leather Interiors at extra cost. (Not available with Option 409.) 911SC Special Leather Interiors to be combined with exterior colors as desired.

*Choice of the above or other standard colors.

**Choice of black, dark blue, mint green or Hannibal grey.

928 Coupe^{††}

Code	Side Panels & Seat Trim	Seat Inlays	Carpet	Available
Partial Leather (Panels)				
	Leather (Trim)	Leather		
VN	Black	Black	Black	●
VK	Dark Blue	Dark Blue	Dark Blue	●
VM	Beige	Beige	Beige	●
VL	Brown	Brown	Brown	●
Partial Leather (Panels)				
	Leather (Trim)	Leather		
YP*	Black	Black	Black	O
YQ*	Dark Blue	Dark Blue	Dark Blue	O
YT*	Beige	Beige	Beige	O
YS*	Brown	Brown	Brown	O
Partial Leather (Panels)				
	Leather (Trim)	Uni-Cloth		
CD	Black	Black	Black	●
CA	Dark Blue	Dark Blue	Dark Blue	●
CC	Beige	Beige	Beige	●
CB	Brown	Beige	Brown	●
Partial Leather (Panels)				
	Leather (Trim)	Berber Tweed**		
CE	Black	Grey/Black	Black	●
CG	Dark Blue	Blue/Black	Dark Blue	●
CJ	Beige	Beige/Brown	Beige	●
CH	Brown	Beige/Brown	Brown	●
Partial Leather (Panels)				
	Leather (Trim)	Checked Velour		
BS	Black	Grey/Black	Black	●
BQ	Dark Blue	Blue/Black	Dark Blue	●
BU	Beige	Beige/Brown	Beige	●
BT	Brown	Beige/Brown	Brown	●

Dashboard, center console and armrest including door grips are leather and roof liner leatherette. Beige interior has brown dashboard, center console, armrest including door grips and roof liner (all other combinations color coordinated).

††928 Coupe interiors can be combined with any exterior colors.

* Available only with Sport Seats (Option 409). Note that when ordering Sport Seats, eliminate Standard Equipment Power Seat-Left.

** Seat Bolsters in Berber Tweed.

● = Standard; O = Optional at extra cost

Porsche upholstery

928 Coupe^{††}

Side Panels Code & Seat Trim		Seat Inlays	Carpet	Available
All Leather Interiors (Availability is Restricted)		Leather		
VD	Black	Black	Black	O
VA	Dark Blue	Dark Blue	Dark Blue	O
VC	Beige	Beige	Beige	O
VB	Brown	Brown	Brown	O
All Leather Interiors (Availability is Restricted)		Leather		
YA*	Black	Black	Black	O
YD*	Dark Blue	Dark Blue	Dark Blue	O
YC*	Beige	Beige	Beige	O
YB*	Brown	Brown	Brown	O
All Leather Interiors (Availability is Restricted)		Uni-Cloth		
EM	Black	Black	Black	O
ED	Dark Blue	Dark Blue	Dark Blue	O
EL	Beige	Beige	Beige	O
EE	Brown	Beige	Brown	O
All Leather Interiors (Availability is Restricted)		Berber Tweed**		
EV	Black	Grey/Black	Black	O
EW	Dark Blue	Blue/Black	Dark Blue	O
JY	Beige	Beige/Brown	Beige	O
JV	Brown	Beige/Brown	Brown	O
All Leather Interiors (Availability is Restricted)		Checked Velour		
DM	Black	Grey/Black	Black	O
DL	Dark Blue	Blue/Black	Dark Blue	O
DP	Beige	Beige/Brown	Beige	O
DN	Brown	Beige/Brown	Brown	O

Dashboard, center console and armrest including door grips and roof liner are leather. Beige interior has brown dashboard, center console, armrest including door grips and roof liner (all other combinations color coordinated).

^{††}928 Coupe interiors can be combined with any exterior colors.

* Available only with Sport Seats (Option 409). Note: that when ordering Sport Seats, eliminate Standard Equipment Power Seat-Left.

** Seat Bolsters in matching Berber Tweed.

O = Optional at extra cost

928 Special Leather Interiors: Trim Code[†]

Code	Leather Side Panels Seat Trim Seat Inlay	Leather Roof Liner	Carpet	Leather Dashboard Center Console Window Sills Armrest and Door Grips
VE	Cancan Red	Black	Black	Black
VG	Papyrus White	Black	Black	Black
VH	Hannibal Grey	Hannibal Grey	Black	Hannibal Grey
VJ	Mint Green	Mint Green	Mint Green	Mint Green
99	To Sample	Specify	Specify*	Specify**

[†]928 Special Leather Interiors at extra cost. 928 Special Leather Interiors to be combined with exterior colors as desired.

*Choice of the above or other standard colors.

**Choice of black, dark blue, brown, mint green or Hannibal grey.

Audi Facts and Figures

Audi models and dimensions

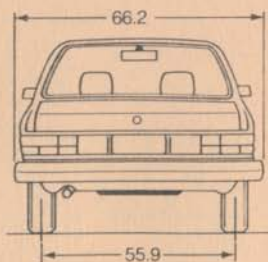
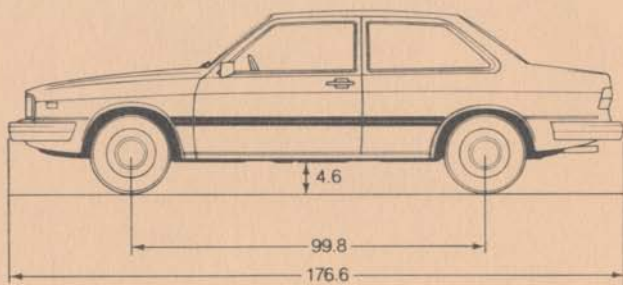
Model	Designation	Price
811 472	40004E (4-Cyl.) 2-door Sedan, 5-speed	_____

NOTE: 40004E 2-door is equipped with: • Wide body side molding • Wheel trim rings with hubcaps • Right outside remote control mirror • 4-spoke steering wheel • Tachometer

NOTE: California vehicles will be designated by Mandatory California Equipment Option 027.

NOTE: This model has 1982 VIN's

Dimensions (in inches)



Model	Designation	Price
813 472	4000S4E (4-Cyl.) 4-door Sedan, 5-speed	_____
813 473	4000S4E (4-Cyl.) 4-door Sedan, automatic	_____
813 972*	4000S4E (4-Cyl.) 4-door Sedan, 5-speed	_____
813 973*	4000S4E (4-Cyl.) 4-door Sedan, automatic	_____
813 482	4000S Turbo Diesel (4-Cyl.) 4-door Sedan, 5-speed	_____
813 483	4000S Turbo Diesel (4-Cyl.) 4-door Sedan, automatic	_____
813 492	4000 Diesel (4-Cyl.) 4-door Sedan, 5-speed	_____

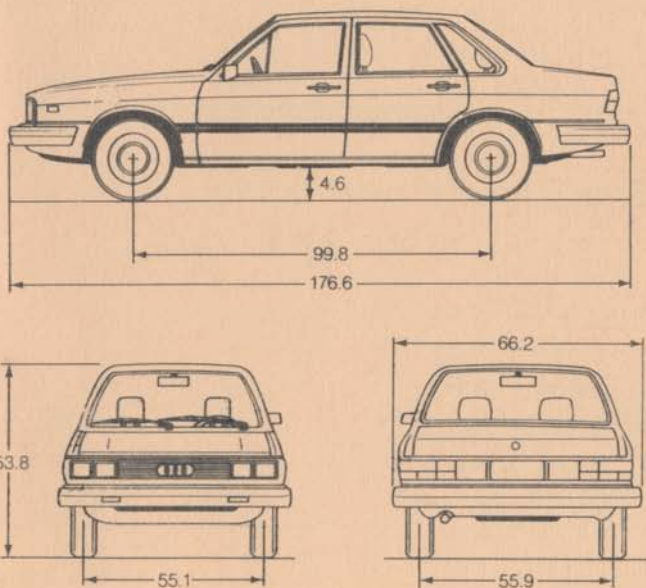
NOTE: 4000S Equipment consists of: • Air conditioner • Alloy wheels (5½Jx13) with 175/70 SR13 Tires • Vent windows • Head restraints for rear seats • Height adjustable driver's seat • Rear three-point inertia seat belts, static belts center.

NOTE: California vehicles will be designated by Mandatory California Equipment Options 027 (Gas) or 978 (Diesel).

*Vehicles equipped with Special Value Package (Option D34—5-speed; or D35—Automatic)

NOTE: These models have 1982 VIN's

Dimensions (in inches)



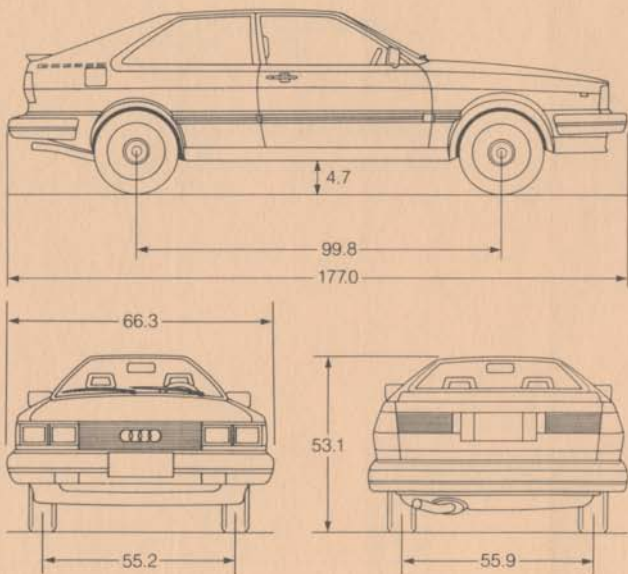
Audi models and dimensions

Model	Designation	Price
855 452	Coupe (5-Cyl.) 2-door, 5-speed	_____
855 453	Coupe (5-Cyl.) 2-door, automatic	_____

NOTE: California vehicles will be designated by Mandatory California Equipment Option 027

NOTE: These models have 1982 VIN's

Dimensions (in inches)

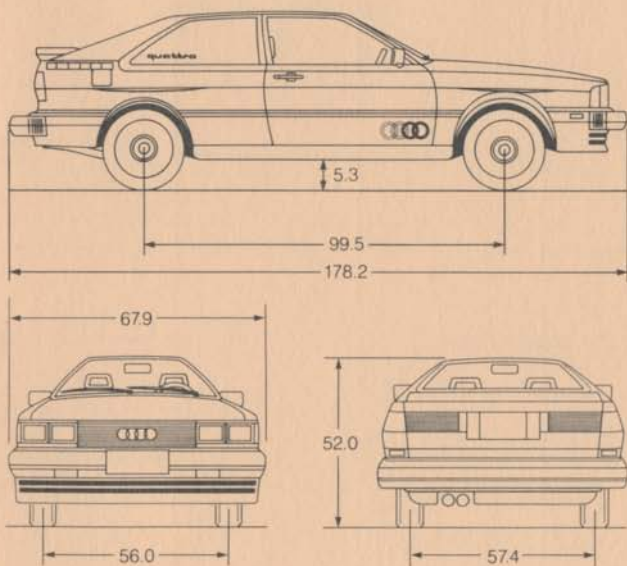


Model	Designation	Price
857 422	Quattro (5-Cyl.) 2-door Coupe 5-speed	_____

NOTE: California vehicles will be designated by Mandatory California Equipment Option 027

NOTE: This model has 1983 VIN's

Dimensions (in inches)



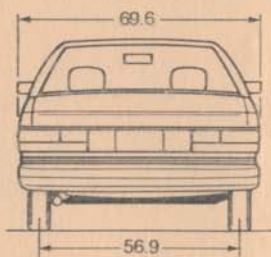
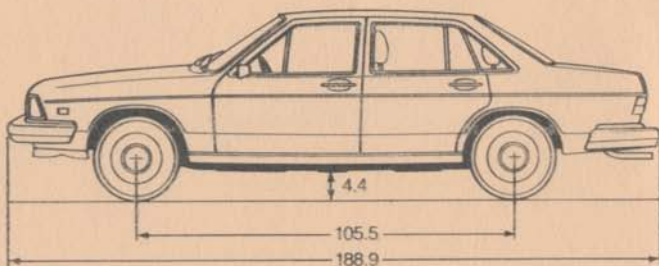
Audi models and dimensions

Model	Designation	Price
433 672	5000S (5-Cyl.) Fuel Injection 4-door Sedan, 5-speed	_____
433 673	5000S (5-Cyl.) Fuel Injection 4-door Sedan, Automatic	_____

NOTE: California vehicles will be designated by Mandatory California Equipment Option 027.

NOTE: These models have 1983 VIN's

Dimensions (in inches)

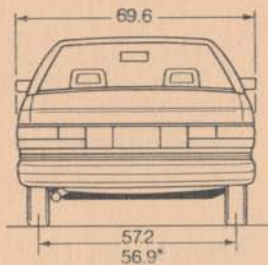
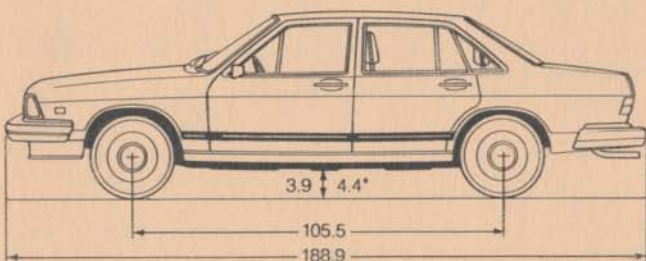


Model	Designation	Price
437 233	5000 Turbo (5-Cyl.) 4-door Sedan, automatic	_____
433 383	5000 Turbo Diesel (5-Cyl.) 4-door Sedan, automatic	_____

NOTE: California vehicles will be designated by Mandatory California Equipment Option 027 (gas) or 978 (Diesel).

NOTE: These models have 1983 VIN's

Dimensions (in inches)



* Turbo Diesel

Audi specifications

Model

Engine

Type of engine

Bore/stroke, inches (mm)	—Gas —Diesel/Turbo Diesel
Displacement, cubic inches (cc)	—Gas —Diesel/Turbo Diesel
Compression ratio	—Gas —Diesel/Turbo Diesel
Horsepower, SAE net @ rpm	—Gas/Diesel —Turbo Diesel
Maximum torque, SAE net, ft. lbs. @ rpm	—Gas/Diesel —Turbo Diesel
Valve train	
Crankshaft	
Lubrication	
Fuel supply system	—Gas
	—Diesel/Turbo Diesel
Fuel requirements	—Gas —Diesel/Turbo Diesel

Electrical system

Battery	—Gas —Diesel/Turbo Diesel
Alternator	—Gas/Diesel —Turbo Diesel
Ignition	—Gas —Diesel/Turbo Diesel

Drive train

Transmission	
Clutch	
Drive axles	

Frame/body

Suspension

Front suspension	
Rear suspension	

4000/Diesel/Turbo Diesel Coupe

4-cylinder, 4-cycle (Turbo-charged, Diesel), in-line, water-cooled, thermostatically controlled electric cooling fan (Turbo Diesel—2 radiator fans). 1.7 ltr. (gas), 1.6 ltr. (Diesel and Turbo Diesel)	5-cylinder, 4-cycle, in-line, water-cooled with thermostatically controlled 2-speed electric radiator fan, spur belt driven water pump (2.2 liter)
3.13/3.40 (79.5/86.4) 3.01/3.40 (76.5/86.4)	3.13/3.40 (79.5/86.4) —
105 (1715) 97 (1588)	131 (2144) —
8.2:1 23.0:1	8.2:1 —
74 @ 5000/52 @ 4800 68 @ 4500	100 @ 5100/— —
89.6 @ 3000/71.5 @ 2000 98 @ 2800	112.4 @ 3000/— —
OHC, spur belt driven	OHC, spur belt driven
Forged, 5 main bearings	Forged, 6 main bearings
Gear type oil pump, full pressure system	Crescent pump on crankshaft, full flow oil filter
Electric fuel pump, CIS fuel injection (catalyst with oxygen sensor)	Electric fuel pump, CIS fuel injection (catalyst with oxygen sensor)
Injection pump	—
Unleaded gas only Diesel #2	Unleaded gas only —
12 Volt, 45 Ah. 12 Volt, 63 Ah.	12 Volt, 63 Ah. —
770 Watt/910 Watt 1260 Watt	1050 Watt*/— —
Breakerless, Trans.* Compression ignition	Breakerless, Trans.** —
Front-mounted, front wheel drive transaxle, fully synchronized	Front-mounted, front wheel drive transaxle, 3-speed Auto.; 5-speed fully synchronized
Single disc, dry, 5-speed; torque conv., Auto.	Single disc, dry, 5-speed; torque conv., Auto.
Double CV joints	Double CV joints
Unitized construction with high energy absorbing front and rear sections	Unitized construction with high energy absorbing front and rear sections
MacPherson struts with negative steering roll radius, stabilizer bar and coil springs	MacPherson struts with negative steering roll radius, stabilizer bar and coil springs
Torsion crank-axle with Panhard rod and integral stabilizer; coil spring struts	Torsion crank-axle with Panhard rod and integral stabilizer; coil spring struts

* California: Breakerless transistor with idle stabilization

* Alt. with A/C 1260 watt
** California: Breakerless transistor with idle stabilization

Audi specifications

Model

Brakes

Foot brake

Hand brake

Total effective brake pad/lining area: sq. inches (cm²)

Wheels

Rims

Gas/Diesel
Turbo Diesel

Tires

Steering

Gas/Diesel
Turbo Diesel

Capacities

Fuel tank, gallons (liters)

Engine oil with filter, quarts (liters)

Windshield washer, quarts (liters)

Cooling system, quarts (liters)

Rear trunk, cubic feet (EPA)

Dimensions

Wheelbase, inches (mm)

Front track, inches (mm)

Rear track, inches (mm)

Overall length, inches (mm)

Overall width, inches (mm)

Overall height (unloaded), inches (mm)

Ground clearance (loaded), inches (mm)

Turning circle, curb to curb, feet (m)

Performance for 4000/Diesel/Coupe

Approximate top speed (mph)

Acceleration 0-50 mph (in seconds)

*EPA estimated fuel economy
mpg, city/highway— 49 States—
Cal.—

*Estimated cruising range:
city/highway 49 States—
Cal.—

Performance for Turbo Diesel

Approximate top speed (mph)

Acceleration 0-50 mph (in seconds)

*EPA estimated fuel economy
mpg, city/highway— 50 States—

*Estimated cruising range:
city/highway 50 States—

Standard equipment, options and specifications subject to change without notice.

*1982 EPA estimates

4000/Diesel/Turbo Diesel Coupe

Discs, front; drums, rear; hydraulic power-assisted, dual-diagonal circuits; self-adjusting with pressure regulator	Discs, front; drums rear; hydraulic power-assisted, dual-diagonal circuits; self-adjusting with pressure regulator
Mechanical, activating rear drum brakes	Mechanical, activating rear drum brakes
58.9 (380)	58.9 (380)

5Jx13 5½Jx13	6Jx14 (alloy)/— —
175/70 SR 13 (steel belted radials)	185/60 HR 14 (steel belted radials)

Rack and pinion Power-assisted rack and pinion	Variable power-assisted rack and pinion
---	---

15.8 (60)	15.8 (60)
3.7 (3.5)	5.3 (5.0)
1.9 (1.8)	1.9 (1.8)
6.9 (6.5) Gas/Diesel 7.4 (7.0) Turbo Diesel	7.4 (7.0)
12.0	11.3

99.8 (2536)	99.8 (2536)
55.1 (1400)	55.2 (1400)
55.9 (1420)	55.9 (1420)
176.6 (4486)	177.0 (4497)
66.2 (1687)	66.3 (1682)
53.8 (1365)	53.1 (1350)
4.6 (116)	4.7 (120)
32.5 (9.95)	32.5 (9.95)

Manual	Auto.	Diesel††	Manual	Auto.
108	97	90	109†	105
8.6	10.5	12.4	7.4	9.5
28/42	24/32	38/52	24/37	20/28
28/40	24/31	38/52	24/38	20/28
442/664	379/506	600/821	279/585	316/442
442/632	379/490	600/822	379/600	316/442

Manual	Auto.
98†	96
8.8	10.9
38/52	33/42
600/821	521/663

†Top speed in 4th gear.

††Manual transmission.

Audi specifications

Model

Engine

Type of engine

Bore/stroke, inches (mm)

Displacement, cubic inches (cc)

Compression ratio

Horsepower, SAE net @ rpm

Maximum torque, SAE net, ft. lbs. @ rpm

Valve train

Crankshaft

Lubrication

Fuel supply system

Fuel requirements

Electrical system

Battery

Alternator

Ignition

Drive train

Transmission

Clutch

Drive axles

Gear Ratios

1st

2nd

3rd

4th

5th

Reverse

Final Drive

Frame/body

Suspension

Front suspension

Rear suspension

Quattro

Turbo-charged 5-cylinder, 4-cycle, in-line, water-cooled with thermo-switch controlled electric 3-speed radiator fan, spur belt driven water pump (2.2 liter)

3.13/3.40 (79.5/86.4)

131 (2144)

7.0:1

160 @ 5500

170 @ 3000

OHC, spur belt driven

Forged, 6 main bearings

Crescent pump on crankshaft, full flow oil filter

Electric fuel pump, CIS fuel injection with oxygen sensor catalyst.

Turbo-charged with inter-cooler

Super unleaded gas only

12 Volt, 63 Ah.

1260 Watt

Digital with idle stabilizer

Full-time four-wheel drive with lock-up control for center and rear differentials, 5-speed fully synchronized

Single disc, dry, 5-speed

Double CV joints

5-speed manual

3.60:1

2.13:1

1.36:1

0.97:1

0.78:1

3.17:1

3.89:1

Unitized construction with high energy absorbing front and rear sections

Independent coil/shock absorber struts with negative roll radius, stabilizer

Independent coil/shock absorber struts and stabilizer

Audi specifications

Model

Brakes

Foot brake

Hand brake

Total effective brake pad/lining area: sq. inches (cm²)

Wheels

Rims

Tires

Steering

Capacities

Fuel tank, gallons (liters)

Engine oil with filter, quarts (liters)

Windshield washer, quarts (liters)

Cooling system, quarts (liters)

Luggage, cubic feet (SAE)

Dimensions

Wheelbase, inches (mm)

Front track, inches (mm)

Rear track, inches (mm)

Overall length, inches (mm)

Overall width, inches (mm)

Overall height (unloaded), inches (mm)

Ground clearance (loaded), inches (mm)

Turning circle, curb to curb, feet (m)

Performance

Approximate top speed (mph)

Acceleration 0-50 mph (in seconds)

*EPA estimated fuel economy 50 States—
mpg, city/highway—

*Estimated cruising range: 50 States—
City/highway

Standard equipment, options and specifications subject to change without notice.

*1982 EPA estimates. 1983 EPA estimates not available at time of printing.

Quattro

Hydraulic power-assisted dual circuit, vented discs front, solid discs rear, self-adjusting with rear pressure regulator

Mechanical, activating to rear brakes

49.6 (320.0)

6Jx15 (alloy)

205/60 HR 15 (steel belted radials)

Power-assisted rack and pinion

23.8 (90)

4.5 (4.0)

1.9 (1.8)

9.8 (9.3)

8.0

99.5 (2524)

56.0 (1420)

57.4 (1456)

178.2 (4522)

67.9 (1723)

52.0 (1344)

5.3 (140)

34 (10.35)

Manual

128*

5.3

17/28

404/666

* Top speed in 4th gear.

Audi specifications

Model

Engine

Type of engine

Bore/stroke, inches (mm) —Gas
—Turbo Diesel

Displacement, cubic inches (cc) —Gas/Turbo Diesel

Compression ratio —Gas/Turbo Diesel

Horsepower, SAE net, @ rpm —Gas/Turbo Diesel

Maximum torque, SAE net, ft. lbs. @ rpm —Gas
—Turbo Diesel

Valve train

Crankshaft

Lubrication

Fuel supply system —Gas

—Turbo Diesel

Fuel requirements —Gas
—Turbo Diesel

Electrical system

Battery —Gas/Turbo Diesel

Alternator —Gas/Turbo Diesel

Ignition —Gas

—Turbo Diesel

Drive train

Transmission

Clutch

Drive axles

Frame/body

Suspension

Front suspension

Rear suspension

5000S**5000 Turbo/Turbo Diesel**

5-cylinder, 4-cycle, 2.2 ltr. (Gas), in-line, water-cooled with thermostatically controlled 2-speed radiator fan, spur belt driven water pump.	Turbocharged 5-cylinder, 2.2 ltr. (Gas), 2.0 ltr. (Diesel) 4-cycle, in-line, water-cooled with thermostatically controlled 3-speed radiator fan, spur belt driven water pump.
3.13/3.40 (79.5/86.4)	3.13/3.40 (79.5/86.4)
—	3.01/3.40 (76.5/86.4)
131 (2144)/—	131 (2144)/121 (1986)
8.2:1/—	70:1/23.0:1
100 @ 5100/—	130 @ 5400/84 @ 4500
112.4 @ 3000	142 @ 3000
—	127 @ 2800
OHC, spur belt driven	OHC, spur belt driven
Forged, six main bearings	Forged steel, six main bearings
Crescent pump on crankshaft, full flow oil filter	Crescent pump on crankshaft, full flow oil filter with thermostatically controlled oil cooler.
Electric fuel pump, CIS fuel injection (catalyst with oxygen sensor)	CIS fuel injection with exhaust driven turbo charger, 3-way catalyst with oxygen sensor. Injection pump
—	—
Unleaded gas only	Unleaded gas only #2 Diesel
12 Volt, 88 Ah./—	12 Volt, 63 Ah./12 Volt, 88 Ah.
1260 Watt/—	1260 Watt/1260 Watt
Breakerless transistor*	Breakerless transistor with idle stabilizer
—	Compression
Front-mounted, front wheel drive transaxle, fully synchronized	Front-mounted, front wheel drive transaxle, 3-speed automatic
Single disc, dry (manual)	Torque converter
Torque converter (Auto.)	—
Double CV joints	Double CV joints
Unitized construction with high energy absorbing front and rear sections	Unitized construction with energy absorbing front and rear sections
MacPherson struts with coil springs, lower control arm and stabilizer; negative roll radius	MacPherson struts with coil springs, lower control arm and stabilizer; negative roll radius
Torsion crank-axle with Panhard rod and integral stabilizer; coil spring struts	Torsion crank-axle with Panhard rod and integral stabilizer; double progressive coil springs and hydraulic shock absorbers (Turbo Gas) Torsion crank-axle with Panhard rod and integral stabilizer; coil spring struts (Turbo Diesel)

* Cal : Breakerless transistor with idle stabilization

Audi specifications

Model

Brakes

Foot brake

Hand brake

Total effective brake pad/lining area: sq. inches (cm²)

Wheels

Rims (light alloy)

Tires

Gas

Turbo Diesel

Steering

Capacities

Fuel tank, gallons (liters)

Engine oil with filter, quarts (liters)

Windshield washer, quarts (liters)

Cooling system, quarts (liters)

Luggage, cubic feet (EPA)

Dimensions

Wheelbase, inches (mm)

Front track, inches (mm)

Rear track, inches (mm)

Overall length, inches (mm)

Overall width, inches (mm)

Overall height (unloaded), inches (mm)

Ground clearance (loaded), inches (mm)

Turning circle, curb to curb, feet (m)

Performance

Approximate top speed (mph)

Acceleration 0-50 mph (in seconds)

*EPA estimated fuel economy: 49 States—
mpg, city/highway Cal.—

*Estimated cruising range in miles: 49 States—
city/highway Cal.—

*1982 EPA estimates. 1983 estimates not available at time of printing.

5000S**5000 Turbo/Turbo Diesel**

Hydraulic dual-diagonal power-assisted vented discs, front; finned drums, rear; self-adjusting with pressure regulator

Hydraulic dual-diagonal power-assisted self-adjusting with load-sensing pressure regulator
Vented discs, front; solid discs, rear (Gas), Vented discs, front; finned drums, rear (Diesel)

Mechanical, activating rear drum brakes

Mechanical, activating rear brakes

76.4 (493)

49.6 (320) Gas; 76.4 (493) Diesel

6J x 14

6J x 15 Gas; 6J x 14 Diesel

185/70 SR 14 (steel belted radials)

205/60 HR 15 (steel belted radials)—Gas
185/70 SR 14 (steel belted radials)—Diesel

Power-assisted rack and pinion

Power-assisted rack and pinion

19.8 (75)

19.8 (75)

5.3 (5.0)

5.3 (5.0)

1.8 (1.7)

1.8 (1.7)

8.5 (8.0)

8.5 (8.0)

15.0

15.0

105.5 (2680)

105.5 (2680)

57.9 (1470)

58.1 (1475) Gas
57.9 (1470) Diesel

56.9 (1445)

57.2 (1453) Gas
56.9 (1445) Diesel

188.9 (4798)

188.9 (4798)

69.6 (1768)

69.6 (1768)

54.7 (1390)

54.7 (1390)

4.4 (112)

3.9 (98) Gas, 4.4 (112) Diesel

34.3 (10.45)

34.3 (10.45)

Manual

Auto

Auto (Gas)

Auto (Diesel)

107

104

113

100

8.7

9.5

7.5

10.1

22/34

19/28

18/26

28/36

22/35

19/27

18/25

28/36

436/673

376/554

356/515

554

436/693

376/535

356/495

713

Standard equipment, options and specifications subject to change without notice.

Audi standard equipment

Model

4000/Diesel/Turbo Diesel

Body

Unitized body construction with passenger safety cell and energy-absorbing front and rear-end design. Urethane-covered bumpers with energy absorbing elements front and rear. Left remote control outside rearview mirror. Complete rustproofing. Wide body side moldings. Electric rear window defogger. Map pockets. Tinted glass all around. Full width side front windows (except 4000S). Wheel covers on Diesel only.

Locks

Ignition/steering lock with non-repeat starter switch. Child safety locks on rear doors of 4-door models. Locks on glove compartment and trunk. Engine compartment latch release. Non-over-ride safety door locks. Lockable gas cap.

Interior

Day/night rearview mirror. Padded sun visors with vanity mirror on passenger side. Padded glareproof instrument panel. Ash-tray front and rear. Cigar lighter. Padded armrests, front and rear. Adjustable front seats with fully reclining backrests. Glove compartment, and package tray below dashboard. Upholstery in redesigned velour cloth or leatherette. Combination shoulder/lap belts for front seats equipped with inertia reels. Rear seats with three-point inertia seat belts outboard, static lap belt center (4000S). Rear seats with two-point retractor belts outboard, static lap belt center (2-door Diesel). Full carpeting. Three-speed heating and ventilating blower (four-speed with air conditioning) with large ducts for both functions. Draft-free flow-through ventilation system. Floor mounted, short-stroke manual shift lever. Automatic shift lever and console (4000S only). Overhead mounted passenger assist handles. Two coat hooks. Rear-center armrest. Space-saver spare tire.

Instrumentation

Speedometer with trip odometer. Electric quartz clock. Fuel gauge. Coolant temperature gauge. Alternator warning light. Oil pressure warning light. Brake warning light. Voltmeter, oil temperature gauge. For Diesel; pre-glow light indicator.

Electrical System

Dual rectangular Halogen headlights. Two back-up lights. Rheostat-controlled dashboard instrument illumination. Four-way emergency flasher. Glove compartment light. Luggage compartment light. One interior light with courtesy switches on all doors. Electric windshield washer. Two-speed windshield wipers with intermittent wipe cycle. Central control box with fuses. Up-shift indicator light with 5-speed transmission.

Body

Unitized body construction with reinforced passenger safety cell and energy-absorbing front and rear-end design. Urethane-covered bumpers with energy-absorbing elements front and rear. Complete rustproofing. Integrated front air dam. Rear spoiler on trunk lid. Wide protective body side moldings with chrome strips. Full width side front windows. Tinted glass all around. Black window moldings with matte pearl inlays. Remote control outside mirrors, manual left and right. Alloy wheels. COUPE lettering on red reflective rear panel.

Locks

Ignition/steering lock with non-repeat starter switch. Locks on glove compartment and doors. Inside trunk release. Inside engine hood release. Lockable gas cap.

Interior

Four-spoke, leather-covered sport steering wheel. Adjustable bucket sport seats with fully reclining backrests and open rectangular headrests. Body-contoured rear seat with integrated headrests. Driver's seat height adjustment. Leather shift lever knob and special boot. Padded glare-proof instrument panel. Shade over the instrument binnacle. Rear passenger assist handles. Two shoulder/lap belts for front seats equipped with inertia reels. Three-point inertia seat belts outboard rear, static lap belt center. Thick pile carpeting. Color-coordinated headliner. Padded sun visors. Rear shelf in velour carpet. Day/night rearview mirror. Draft-free flow-through ventilation system. Floor mounted manual or automatic shift lever and console. Package tray below dashboard. Ash trays, front and rear. Cigarette lighter. Trunk with two gas spring supports. Two slides to hold optional sunroof.

Instrumentation

Speedometer with trip reset odometer. Fuel gauge. Water temperature gauge. Tachometer with integrated quartz clock. Voltmeter, oil pressure and oil temperature gauge in console. Lights for oil pressure, emergency flasher, water temperature, alternator, high beams, oxygen sensor and brake.

Electrical System

Dual rectangular Halogen headlights. Two back-up lights. Illuminated vanity mirror in passenger sun visor. Lights in the trunk, glove compartment and front ash tray. One interior light with courtesy switch on all doors. Rheostat-controlled dashboard instrument illumination. Upshift indicator light with 5-speed transmission. Four-way emergency flasher. Electric windshield washer with automatic wash/wipe cycle. Two-speed windshield wiper with intermittent wipe cycle. Three-speed heating and ventilating blower. Rear window electric defogger. Cruise control.

Audi standard equipment

Model

Quattro

Body

Unitized body construction with reinforced passenger safety cell and energy-absorbing front and rear design. Urethane-covered bumpers with energy-absorbing elements front and rear. Complete rustproofing. Integrated front air dam. Rear spoiler on trunk lid. Full-width side front windows. Tinted glass all around. "Quattro" on rear side windows. Green tinted strip on upper edge of windshield. Matte black window molding and rain channels. Heatable and electrically adjustable left and right outside mirrors. Light alloy wheels. Red reflective rear panel.

Locks

Ignition/steering lock with non-repeat starter switch. Lock on glove compartment. Power locking system for doors. Inside trunk release. Inside engine hood release. Lockable gas cap.

Interior

Luxury fabric upholstery. Adjustable front bucket seats with reclining backrests. Front open rectangular head restraints. Body-contoured rear seats with integrated head restraint. Driver's seat height adjustment. Headlining and door panels with fabric inserts. Two shoulder/lap belts, front equipped with inertia reels. Three-point inertia rear seat belts outboard, static lap belt center. Four-spoke leather-covered sport steering wheel. Leather-covered gearshift knob and shift lever boot. Thick pile carpet. AM/FM digital stereo cassette radio. Four speakers with suppression. Signal amplifier antenna. Day/night rearview mirror. Draft-free flow-through ventilation and heating systems. Air conditioning. Floor-mounted manual shift lever and console. Package tray below dashboard. Ash trays — front and rear. Cigarette lighter. Fully-lined luggage compartment. Storage compartment in doors. Illuminated vanity mirror. Seat belt chimes. Carpeted rear shelf. Space-saver spare tire.

Instrumentation

Speedometer with trip reset odometer. Boost pressure gauge. Fuel gauge. Tachometer with integrated quartz clock. Pull-out switch for differential locks. Lights for oil pressure, emergency flasher, water temperature, alternator, differential locks, high beams, oxygen sensor and brake.

Electrical System

Dual-rectangular Halogen headlights. Two back-up lights. Trunk light. Glove compartment light. Front ashtray light. Interior light with courtesy switch on doors. Rheostat-controlled instrument illumination. Four-way emergency flasher. Electrical windshield washer with automatic wash/wipe cycle. Two-speed windshield wiper with intermittent wipe cycle. Four-speed heating and ventilating blower. Rear window defogger. Cruise control. Power windows.

Body

Unitized body construction with passenger safety cell and energy-absorbing front and rear-end design. Aluminum bumpers, front and rear, with heavy duty rubber moldings and plastic corner flaps. Energy-absorbing front and rear bumper supports. Complete rustproofing. Protective molding at belt line. Bright molding on front grille and trunk lid. Two outside mirrors with tinted glass, remote-controlled. Tinted glass all around. Electric rear window defogger. Carpeted trunk compartment. Alloy wheels. Front vent windows.

Locks

Ignition/steering/starter lock with non-repeat starter switch. Child safety locks on rear doors. Locks on glove compartment, trunk and gas cap. Inside front hood release.

Interior

Air conditioner. Power windows and door locks. Manual height adjustment for driver's seat. Leather-grained steering wheel. Front ashtray with cigar lighter. Day/night rearview mirror. Padded sun visors with illuminated vanity mirror on passenger side. Padded glare-proof instrument panel. Two rear ashtrays with cigar lighters. Adjustable front seats with fully reclining backrests. Fold-down center armrest for rear seat. Storage under dashboard and pockets on front doors. Center console. Trim in leatherette and redesigned velour cloth. Two shoulder/lap belts for front seats equipped with inertia reels. Seat belt chimes. Head restraints for rear seats with three-point inertia seat belts outboard rear, static lap belts center. Thick pile carpeting. Independent heater and fresh air controls with 4-speed blower. Draft-free flow-through ventilation. Assist handles, one in front and two in rear. Two coat hooks. Space-saver spare tire.

Instrumentation

Speedometer with trip odometer. Electric quartz clock. Fuel gauge. Coolant temperature gauge. Alternator warning light. Oil pressure warning light. Brake warning light. Cruise control. Illuminated power window switches. Four-way emergency flasher.

Electrical System

Dual rectangular Halogen headlights. Two back-up lights. Rheostat-controlled instrument illumination. Trunk light. Glove compartment light. Courtesy light in roof, dual courtesy light under dashboard. Front and rear ashtray light. Electric windshield washer with automatic wash/wipe cycle. Two-speed windshield wipers with intermittent wipe cycle. Upshift indicator light with 5-speed transmission.

Audi standard equipment

Model

5000 Turbo/Turbo Diesel

Body

Unitized body construction with reinforced passenger cell and energy-absorbing front and rear-end design. Front and rear energy-absorbing bumper supports. Blacked out front grille surrounds headlight bezels in black with chrome trim inside. Large front spoiler. Matte pearl color window and drip molding. Tinted glass all around. Tinted right and left adjustable outside mirrors. Front vent windows. Light alloy wheels. Driver's side wiper arm with wind deflector. Electric rear window defogger. Complete rustproofing.

Locks

Ignition/steering/starter lock with non-repeat starter switch. Child safety locks on rear doors. Locks on glove compartment, front outside door handles, trunk and gas cap. Inside front hood release. Power door and trunk locks. Lockable gas cap.

Interior

Four-spoke sport steering wheel. Large center console with storage compartment. AM/FM digital stereo cassette radio with four speakers and balance control. Wide-band flow-through ventilation. Air conditioner. Integrated heater and fresh air controls with 4-speed blower. Front and rear ashtrays with cigarette lighters. Day/night rearview mirror. Assist handles. Headliner panels same as seat material. Padded sun visors with illuminated vanity mirror on passenger side. Adjustable and fully reclining front bucket seats. Map pockets in front seat backs. Storage compartment under dashboard and pockets on front doors. Height adjustment for driver's seat. Rear fold-down center armrest. Open style headrests for rear seats. Rich velour upholstery. Thick pile carpeting. Fully carpeted luggage compartment. Two shoulder/lap belts for front seats equipped with inertia reel. Seat belt chimes. Three-point inertia rear seat belts—outboard rear, static lap belt center. Space-saver spare tire.

Instrumentation

Rectangular dashboard binnacle with rocker switches on right side. Tachometer. Speedometer with trip odometer. Boost gauge. Oil temperature gauge. Water temperature gauge. Fuel gauge. Alternator warning light. Brake warning light. Oil pressure warning light. Digital clock with green numerals. Cruise control. For Diesel; a pre-glow light indicator.

Electrical System

Power windows with illuminated switches. Automatic antenna. Electrical windshield washer with automatic wipe/wash cycle. Two-speed windshield wipers with intermittent wipe cycle. Halogen headlights. Two back-up lights. Trunk light. Glove compartment light. Front ashtray light. Map light on front and rear door panels. Dual courtesy light under dashboard. Dome light. Four-way emergency flashers. Rheostat-controlled instrument illumination.

Audi options

Code	Description	Note
D01	"S" Package	<ul style="list-style-type: none">• Air conditioner• Alloy wheels (5½Jx13) with 175/70 SR 13 tires• Vent windows• Head restraints for rear seat• Height adjustable driver's seat• Three-point inertia rear seat belts, outboard. Static lap belts, center Not with D76, 485.
D05	Comfort Package	<ul style="list-style-type: none">• Power door locks• Power windows• Cruise control.
D08	Heatable front seats	
D17	Alloy wheels (6J x 14)	185/60 HR 14 tires
027	Mandatory California equipment for Gas and Turbo Gas	
D58	Outside mirrors	L/R Heatable, elec. adjustable. Not with 261, D34, D35.
D73	Air conditioner	Standard equipment on 5000S and Turbo
D75	Air conditioner	
D76	Air conditioner	Not with D01
D82	2 speakers in dash 2 speakers in rear, manual antenna and suppression	Antenna: 4000 series—manual Coupe—electronic.
D83	2 speakers in dash 2 speakers in rear, automatic antenna and suppression	Not with D82, R83
R82	Digital Radio AM/FM Stereo Cassette with electronic antenna	
R83	Digital Radio AM/FM Stereo Cassette with automatic antenna	Not with D82, D83

	4000	4000S	4000S	Audi	Audi	5000S	Turbo/
	4E	Diesel	4ES	Turbo	Coupe	Quattro	Turbo Diesel
	—	○	●	●	—	—	—
	○*	○	○*	○	—	—	—
	—	—	—	—	○	○	○
	○	—	○	○	—	—	—
	○	—	○	—	○	○	○
	○	○	○	○	○	●	○
	—	—	—	—	○	●	—
	○	—	●	—	—	—	—
	—	○	—	●	—	—	—
	○	○	—	—	○	—	—
	○	○	○	○	—	—	○
	—	—	—	—	○	●	—
	○	○	○	○	—	—	○
	○	○	○	○	—	—	○
	○	○	○	○	—	○	●

○ means "option available for this model"
 — means "option not available for this model"
 ● means "standard equipment for this model"
 M means "mandatory option"

Audi options

Code	Description	Note
261	Remote control outside mirror—right	Standard equipment on 5000S and Turbo. Not with D34, D35, D58
341	Power door locks	
352	Cruise control	Not with D05
383	Power seats	For Turbo Gas, restricted to a 32% installation rate
409	Sport seats	Available only in velour cloth
425	Rear window wiper and washer	
485	Alloy wheels (5½Jx13) 175/70 SR 13 tires	Not with D01
560	Sun roof (manual)	
650	Sun roof (electric)	
651	Power windows	
656	Height adjustable front passenger seat	
657	Power steering	Standard equipment on Coupe, 5000S and Turbo
675	Tachometer not available w/automatic transmission	Not with D34, D35
749	1983 Model Year VIN	Mandatory for all 5000S, 5000 Turbo, Turbo Diesel, and Quattro
761	Frame-type head restraints and rear center armrest	Not with leatherette
762	Wide body side molding	
764	Catalyst retrofit mandatory for all delivery in Europe vehicles except Turbo Diesel	
978	Mandatory California equipment for Diesel and Turbo Diesel	
D34	Special value package	For manual trans. Not with D58, 261, 675 Auto
D35	Special value package	For automatic trans. Not with D58, 261, 675 Manual

Special Value Package

- Sport Steering Wheel as in the Coupe
- Outside Mirrors, left and right, heatable, electrically adjustable
- Tachometer with manual or automatic transmission
- Automatic transmission for Model 813973 only

4000		4000S		Audi	Audi	5000S	Turbo/
4E	Diesel	4ES	Turbo Diesel	Coupe	Quattro		Turbo Diesel
●	○	○	○	—	—	—	—
—	—	—	—	○	●	●	●
○	○	○	○	●	●	●	●
—	—	—	—	—	—	○	○
○	○	○	○	—	—	—	—
—	—	—	—	○	○	—	—
○	○	●	●	—	—	—	—
○*	○	○*	○	○	○	—	—
—	—	—	—	—	—	○	○
—	—	—	—	○	●	●	●
—	—	—	—	○	●	—	—
○*	○	○*	M	—	—	—	—
●	—	○	—	—	—	○	●
—	—	—	—	—	M	M	M
M	M	M	M	—	—	—	—
—	M	M	M	—	—	—	—
○	—	○	—	○	○	○	○
—	○	—	○	—	—	—	○
—	—	○	—	—	—	—	—
—	—	○	—	—	—	—	—

○ means "option available for this model"
 — means "option not available for this model"
 ● means "standard equipment for this model"
 M means "mandatory option"

Audi paint and upholstery

Recommended paint/upholstery combinations—Audi 4000

Paint Color	Exterior		Upholstery	
	Code	Color	All Lthette Code	All Velour Code**
Gabun Grey	A3A3	Dk Brown	PG	CY
		Azure	PL	CV
Havana Brown	T4T4	Dk Brown	PG	CY
		Sand	PN	CW
Alpine White	P1P1	Azure	PL	CV
		Dk Brown	PG	CY
Black	9000	Azure	PL	CV
Gambia Red	H2H2	Dk Brown	PG	CY
		Sand	PN	CW
Helios Blue Met.*	W5W5	Azure	PL	CV
Surinam Red Met.*	Y2Y2	Dk Brown	PG	CY
		Sand	PN	CW
Meteor Grey Met.*	Y5Y5	Azure	PL	CV
		Dk Brown	PG	CY
Diamond Silver Met.*	Z4Z4	Azure	PL	CV
		Dk Brown	PG	CY
Gobi Beige Met.*	Y6Y6	Dk Brown	PG	CY
		Sand	PN	CW

* Available at extra cost.

** Patterned velour seat inlays, seat trim in matching solid color velour.

Dashboard: Dark Brown with Dark Brown and Sand Interior
Dark Blue with Azure Interior

NOTE: All velour seats will be equipped with front frame type open center head restraints and rear center armrest (Option 761). "S" package and 4000S models will be equipped with frame type open center head restraints in rear, in velour only; leatherette trim vehicles will be equipped with solid head restraints and no center armrest.

Recommended paint/upholstery combinations— Audi Coupe

Paint Color	Exterior		Upholstery	
	Code	Color	All Velour Code	Leather with Leatherette Code*
Black	A1A1	Azure	KA	—
		Dk Brown	—	TK
		Beige	—	TN
Mars Red	G6G6	Dk Brown	KC	TK
		Beige	—	TN
Alpine White	P1P1	Azure	KA	—
		Dk Brown	—	TK
		Beige	—	TN
Helios Blue Met.*	W5W5	Azure	KA	—
		Dk Brown	—	TK
		Beige	—	TN
Surinam Red Met.*	Y2Y2	Dk Brown	KC	TK
		Beige	—	TN
Meteor Grey Met.*	Y5Y5	Azure	KA	—
		Dk Brown	—	TK
		Beige	—	TN
Diamond Silver Met.*	Z4Z4	Azure	KA	—
		Dk Brown	—	TK
		Beige	—	TN
Gobi Beige Met.*	Y6Y6	Dk Brown	KC	TK
		Beige	—	TN

* Available at extra cost.

NOTE: Leather/Leatherette: Seat inlays, bolsters and head restraints in leather.

Dashboard: Dark Blue with Azure Interior

Dark Brown with Dark Brown or Beige Interiors

Audi paint and upholstery

Recommended paint/upholstery combinations— Audi Quattro

Paint Color	Exterior		Upholstery	
	Code	Color	All Velour Code**	Leather with Leatherette Code*
Black	A1A1	Dk Brown	GE	TK
		Beige	—	TN
Alpine White	P1P1	Dk Brown	GE	TK
		Beige	—	TN
Mars Red	G6G6	Dk Brown	GE	TK
		Beige	—	TN
Lhasa Green Met.*	W1W1	Dk Brown	GE	TK
		Beige	—	TN
Helios Blue Met.*	W5W5	Dk Brown	GE	TK
		Beige	—	TN
Diamond Silver Met.*	Z4Z4	Dk Brown	GE	TK
		Beige	—	TN
Gobi Beige Met.*	Y6Y6	Dk Brown	GE	TK
		Beige	—	TN

* Available at extra cost.

** Seat inlays in patterned velour; seat bolsters, side panels and head restraints in matching solid velour.

NOTE: Leather/Leatherette: Seat inlays, bolsters and head restraints in leather
Dashboard: Dark Brown with Dark Brown or Beige Interiors

Audi paint and upholstery

Recommended paint/upholstery combinations— Audi 5000S

Paint Color	Exterior		Upholstery		
	Code	Color	All Lthette Code	All Velour Code**	Leather with Lthette Code*
Gabun Grey	A3A3	Red	NN	DD	TQ
		Dk Brown	PG	DC	TK
		Azure	PL	DA	—
Colorado Beige	D5D5	Sand	PN	DB	TC
		Dk Brown	PG	DC	TK
Gambia Red	H2H2	Red	NN	DD	TQ
		Dk Brown	PG	DC	—
		Sand	—	—	TC
Alpine White	P1P1	Red	NN	DD	TQ
		Azure	PL	DA	—
		Dk Brown	PG	DC	TK
Black	9000	Red	NN	DD	TQ
		Azure	PL	DA	—
		Sand	—	—	TC
Lhasa Green Met.*	W1W1	Sand	PN	DB	TC
		Dk Brown	PG	DC	TK
Helios Blue Met.*	W5W5	Azure	PL	DA	—
		Sand	PN	DB	TC
Surinam Red Met.*	Y2Y2	Red	NN	DD	TQ
		Dk Brown	PG	DC	TK
		Sand	PN	DB	—
Meteor Grey Met.*	Y5Y5	Red	NN	DD	TQ
		Azure	PL	DA	—
		Dk Brown	PG	DC	TK
Gobi Beige Met.*	Y6Y6	Dk Brown	PG	DC	TK
		Red	NN	DD	TQ
		Azure	PL	DA	—
Diamond Silver Met.*	Z4Z4	Red	NN	DD	TQ
		Azure	PL	DA	—
		Dk Brown	—	—	TK

* Available at extra cost.

** Patterned velour seat inlays, seat trim in matching solid color velour.

NOTE: Leather/Leatherette: Seat inlays, bolsters and front of head restraints in leather.

Dashboard: Dark Brown with Sand and Dark Brown Interior

Dark Blue with Azure Interior

Red with Red Interior

**Recommended paint/upholstery combinations—
5000 Turbo/Turbo Diesel**

Paint Color	Exterior		Upholstery	
	Code	Color	All Velour Code**	Leather with Lthette Code*
Alpine White	P1P1	Azure	JD	—
		Dk Brown	JW	TK
		Beige	—	TN
Black	A1A1	Azure	JD	—
		Dk Brown	JW	TK
		Beige	—	TN
Helios Blue Met.*	W5W5	Dk Brown	—	TK
		Azure	JD	—
		Beige	—	TN
Surinam Red Met.*	Y2Y2	Dk Brown	JW	TK
		Beige	—	TN
Gobi Beige Met.*	Y6Y6	Dk Brown	JW	TK
		Azure	JD	—
		Beige	—	TN
Diamond Silver Met.*	Z4Z4	Azure	JD	—
		Dk Brown	JW	TK
		Beige	—	TN
Lhasa Green Met.*	W1W1	Dk Brown	JW	TK
		Beige	—	TN
Meteor Grey Met.*	Y5Y5	Azure	JD	—
		Dk Brown	—	TK
		Beige	—	TN

* Available at extra cost.

** Patterned velour seat inlays, seat trim in matching solid color velour.

NOTE: Turbo head restraints will be of the frame type with open centers. Leather/Leatherette seat inlays, bolsters and head restraints in leather.

Dashboard: Dark Brown with Beige and Dark Brown Interior
Dark Blue with Azure Interior.

Name

Dealership

Address

City

State

Zip

Published by **PORSCHE AUDI**
A division of Volkswagen of America, Inc.
818 Sylvan Avenue
Englewood Cliffs, New Jersey 07632

This book is intended for use within the Porsche Audi organization only.

All information and illustrations given herein are based upon industry (or manufacturer's) information and are believed to be accurate and correct statements of fact.

Standard equipment, options and specifications subject to change without notice.

PORSCHE + AUDI