
1980

Porsche Audi Fact Book



For Dealership use only

Contents

Page

Porsche 924/924 Turbo

Model Designation & Dimensions	2, 3
Specifications	6-9
Standard Equipment	14, 15
Optional Equipment	18-23
Paint Selection	24, 25
Upholstery Selection	26

Porsche 928

Model Designation & Dimensions	4
Specifications	10-13
Standard Equipment	16
Optional Equipment	18-23
Paint Selection	24, 25
Upholstery Selection	27, 28

Porsche 911SC

Model Designation & Dimensions	5
Specifications	10-13
Standard Equipment	17
Optional Equipment	18-23
Paint Selection	24, 25
Upholstery Selection	28-30

Audi 4000

Model Designation & Dimensions	32
Specifications	34-37
Standard Equipment	38
Optional Equipment	40-43
Paint Selection	44
Upholstery Selection	44

Audi 5000/Diesel

Model Designation & Dimensions	33
Specifications	34-37
Standard Equipment	39
Optional Equipment	40-43
Paint Selection	46
Upholstery Selection	46

Porsche

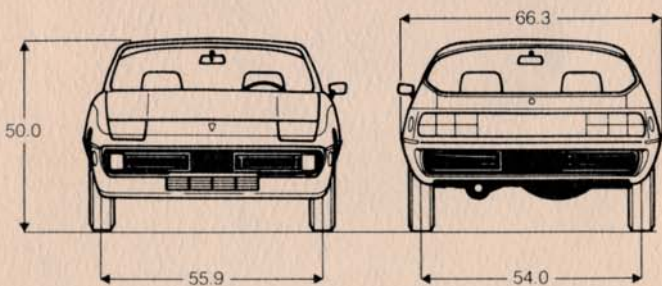
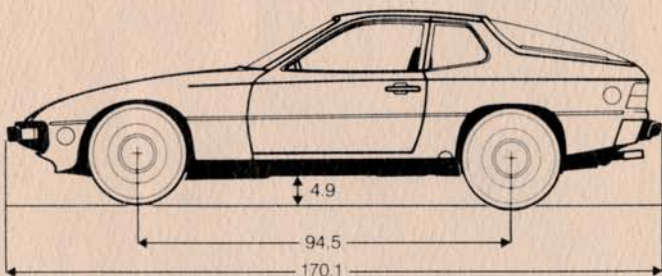
Facts and

Figures

Porsche models and dimensions

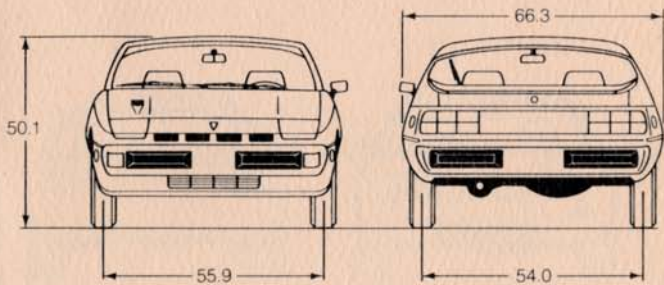
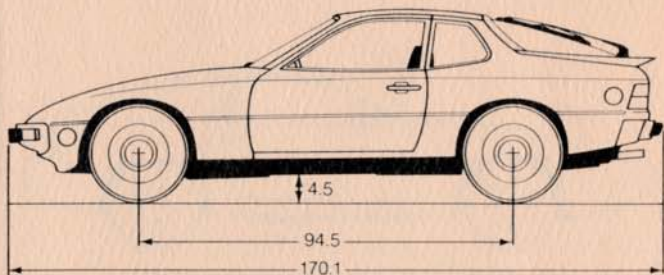
Model	Designation	Price
477 332	924 with five-speed transmission	_____
477 333	924 with three-speed automatic transmission	_____

Dimensions (in inches)



Model	Designation	Price
931 352	924 Turbo with five-speed transmission	

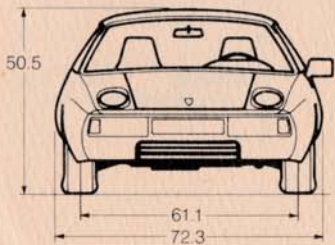
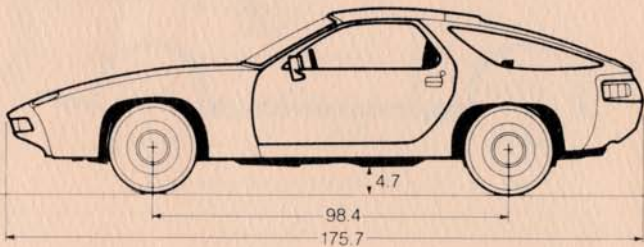
Dimensions (in inches)



Porsche models and dimensions



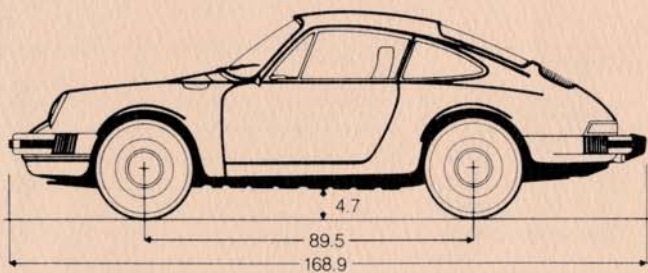
Model	Designation	Price
928 510	928 Coupe with five-speed transmission or automatic three-speed transmission	_____

Dimensions (in inches)



Model	Designation	Price
911 344	911SC Coupe with five-speed transmission	_____
911 444	911SC Targa with five-speed transmission	_____

Dimensions (in inches)



Porsche specifications

Model

Engine

Type of Engine

Bore/ stroke, inches (mm)

Displacement, cubic inches (cc)

Compression ratio

Horsepower, SAE net, bhp @ rpm

Maximum torque, SAE net, ft. lbs. @ rmp

Valve train

Crankshaft

Lubrication

Fuel requirements

Fuel supply system

Electrical System

Battery

Alternator

Ignition

Drive Train

Design

Clutch

Transmission

Final drive

Drive axles

Number of speeds

Gear shift location

Frame/body

Suspension

Front suspension

Rear suspension

4-cylinder, 4 cycle, in-line water cooled with water pump and electric cooling fan, cast-iron block, aluminum alloy head	Turbo charged 4-cylinder, 4 cycle, in line water cooled with water pump and electric cooling fan, cast-iron block, aluminum alloy head
3.41/3.32 (86.5/84.4)	3.41/3.32 (86.5/84.4)
121.0 (1984)	121.0 (1984)
9.0:1	7.5:1
110 @ 5750	143 @ 5500
111.3 @ 3500	147 @ 3500
OHC, spur belt driven	OHC, spur belt driven
Forged, 5 main bearings	Forged, 5 main bearings
Gear type oil pump, full pressure system	Gear type oil pump, full pressure system and oil cooler
Lead-free only	Lead-free only
2 electric fuel pumps in series, CIS fuel injection	2 electric fuel pumps in series, CIS fuel injection

12 Volt, 63 Ah.	12 Volt, 63 Ah.
1050 Watt	1050 Watt
Breakerless transistor	Breakerless transistor

Front-mounted engine, rear-mounted transaxle, connected by torque tube and solid drive shaft	Front-mounted engine, rear-mounted transaxle, connected by torque tube and solid drive shaft
Single disc dry, engine mounted	Single disc dry, engine mounted
Synchronization cone type	Porsche type synchronization
Beveled drive	Beveled drive
Double CV joints	Double CV joints
5 forward, 1 reverse	5 forward, 1 reverse
In console, mounted to transaxle tube	In console, mounted to body, adjustable
Galvanized steel, unitized construction	Galvanized steel, unitized construction

Independent, with lower control arms, hydraulic telescopic coil/shock absorber struts, negative steering roll radius, stabilizer bar	Independent, with lower control arms, hydraulic telescopic coil/shock absorber struts, negative steering roll radius, stabilizer bar
Independent, with semi-trailing arms, transverse round section torsion bars, one per wheel, and double acting telescopic hydraulic shock absorbers	Independent, with semi-trailing arms, transverse round section torsion bars, one per wheel, and double acting telescopic hydraulic shock absorbers

Porsche specifications

Model

Brakes

Foot Brake

Hand Brake

Front brake disc diameter, inches (mm)

Rear brake drum diameter, inches (mm)

Effective brake pad and lining area

Front, sq. inches (cm²)

Rear, sq. inches (cm²)

Wheels

Rims (pressure-cast alloy)

Tires (radial ply)

Spare tire

Steering

Capacities

Engine oil with filter, quarts (liters)

Transmission/differential, quarts (liters)—manual

Fuel tank, gallons (liters)

Windshield washer, quarts (liters)

Cooling system, quarts (liters)

Dimensions

Wheelbase, inches (mm)

Front track, inches (mm)

Rear track, inches (mm)

Overall length, inches (mm)

Overall width, inches (mm)

Overall height (unloaded), inches (mm)

Ground clearance (loaded), inches (mm)

Turning circle curb to curb, feet (m)

Weight

Gross vehicle weight, lbs.

Performance

Approximate top speed (standard transmission)

Acceleration 0-60 mph (standard transmission)

EPA estimated fuel economy (standard transmission)
mpg, city/highway

Estimated cruising range in miles:

City

Highway

924**924 Turbo**

Power-assisted, diagonally-connected, twin circuit hydraulic system. Discs in front, drums in rear

Mechanical, activating rear wheel drum brakes

10.1 (257)

9.1 (230)

20.2 (130)

52.7 (340)

Power-assisted, diagonally-connected, twin circuit hydraulic system. Discs in front, drums in rear

Mechanical, activating rear wheel drum brakes

10.1 (257)

9.1 (230)

20.2 (130)

52.7 (340)

6Jx14

185/70 HR 14

Space-saver with compressor

Rack and pinion

6Jx15

185/70 VR 15

Space-saver with compressor

Rack and pinion

5.3 (5.0)

2.7 (2.6)

16.6 (63)

6.9 (6.5)

7.4 (7.0)

5.8 (5.5)

2.6 (2.5)

16.6 (63)

6.9 (6.5)

7.4 (7.0)

94.5 (2400)

55.9 (1418)

54.0 (1372)

170.1 (4320)

66.3 (1685)

50.0 (1270)

4.9 (125)

30.2 (9.2)

94.5 (2400)

55.9 (1418)

54.0 (1372)

170.1 (4320)

66.3 (1685)

50.1 (1273)

4.5 (114)

30.2 (9.2)

3086

120 mph

10.9 seconds

17/32*

282

531

3308

132 mph

9.1 seconds

19/31**

315

514

* 1979 data (1980 data unavailable at printing time)

** 1980 data

Porsche specifications

Model

Engine

Type of engine

Bore/stroke, inches (mm)

Displacement, cubic inches (cc)

Compression ratio

Horsepower, SAE net, bhp @ rmp

Maximum torque, SAE net, ft. lbs. @ rmp

Valve train

Crankshaft

Lubrication

Fuel requirement

Fuel supply system

Electrical System

Battery

Alternator

Ignition

Drive train

Design

Clutch

Transmission

Final Drive

Drive axles

Number of speeds

Gear shift location

Frame/body

Suspension

Front suspension

Rear suspension

928 Coupe**911SC**

8-cylinder, 4 cycle, V-8 water-cooled, closed and pressurized system, light alloy block, cylinders and heads	6-cylinder, 4 cycle, air cooled, opposed, light alloy block, aluminum cylinder heads
3.74/3.11 (95.0/78.9)	3.74/2.77 (95.0/70.4)
273.0 (4474)	183.0 (2994)
9.0:1	9.3:1
220 @ 5500	172 @ 5500
265 @ 4000	175 @ 4200
OHC, spur belt driven, hydraulic lifters	OHC (one per bank), chain-driven
Forged, 5 main bearings	Forged, 8 main bearings
Wet sump with baffled reservoir, crescent-type pressure pump	Dry sump, oil cooler front
Lead-free only	Lead-free only
Electric fuel pump, AFC fuel injection	Electric fuel pump, CIS fuel injection
12 Volt, 88 Ah.	12 Volt, 66 Ah.
1260 Watt	980 Watt
Breakerless transistor	Breakerless capacitive discharge system
Front-mounted engine, rear-mounted transaxle, connected by torque tube and enclosed drive shaft	Rear-mounted engine behind axle
Twin-disc dry (torque converter for automatic)	Single, dry plate
Porsche type synchronization	Porsche type synchronization
Beveled drive	Beveled drive
Double CV joints	Double CV joints
5 forward, 1 reverse or 3 speed automatic	5 forward, 1 reverse
In console, mounted to transaxle tube, adjustable	In console, floor mounted
Galv. steel, unitized construction with alum. body panels	Galvanized steel, unitized construction
Independent, with upper and lower control arms, coil/shock absorber struts, and stabilizer bar, negative steering roll radius	Independent, with transverse control arms and telescopic shock absorber struts plus stabilizer bar, longitudinally mounted torsion bars
Independent, with upper and lower control arms, coil/shock absorber struts and stabilizer bar	Independent, with longitudinal control arms and stabilizer bar, transversely mounted torsion bars, with hydraulic telescopic shock absorbers and stabilizer

Porsche specifications

Model

Brakes

Foot Brake

Hand brake

Front brake disc diameter, inches (mm)

Rear brake disc diameter, inches (mm)

Effective brake pad area

Service brakes, sq. inches (cm²)

Wheels

Rims (pressure cast alloy)

Front

Rear

Tires (radial ply)

Front

Rear

Spare Tire

Steering

Capacities

Engine oil with filter, quarts (liters)

Transmission/differential, quarts (liters)—manual

Fuel tank, gallons (liters)

Windshield washer, quarts (liters)

Cooling system, quarts (liters)

Dimensions

Wheelbase, inches (mm)

Front track, inches (mm)

Rear track, inches (mm)

Overall length, inches (mm)

Overall width, inches (mm)

Overall height (unloaded), inches (mm)

Ground clearance (loaded), inches (mm)

Turning circle, curb to curb, feet (m)

Weight

Gross vehicle weight, lbs.

Performance

Approximate top speed (standard transmission)

Acceleration 0-60 mph (standard transmission)

EPA estimated fuel economy (standard transmission)
mpg, city/highway

Estimated cruising range in miles:

City

Highway

928 Coupe	911SC
Power-assisted, diagonally-connected, twin circuit hydraulic system, 4-wheel discs, vented	Dual circuit power-assisted hydraulic brake system four wheel disc brakes. All four disc brakes vented
Mechanical drum inside rear disc	Mechanical drum inside rear disc
11.1 (282)	8.97 (228)
11.4 (289)	9.60 (244)
48.0 (310)	39.84 (257)
7Jx15 7Jx15	6Jx15 7Jx15
215/60 VR 15 215/60 VR 15	185/70 VR 15 215/60 VR 15
Space-saver with compressor	Space-saver with compressor
Rack and pinion	Rack and pinion
7.9 (7.5)	13.7 (13)
4.0 (3.8)	3.2 (3)
22.7 (86)	21 (80)
7.8 (7.0)	9 (8.5)
17.0 (16)	—
98.4 (2500)	89.5 (2272)
61.1 (1552)	53.9 (1369)
60.2 (1529)	54.3 (1379)
175.7 (4462)	168.9 (4291)
72.3 (1836)	65.0 (1652)
50.5 (1281)	51.6 (1320)
4.7 (120)	4.7 (120)
31.5 (9.6)	34.0 (10.4)
4123	3219
140 mph	139 mph
7.5 seconds	6.9 seconds
11/18 standard*	15/24*
12/17 automatic*	
249 standard, 272 automatic	315
408 standard, 386 automatic	504

* 1979 data (1980 data unavailable at printing time)

Porsche standard equipment

Model

924

Body

"Porsche" lettering below license plate. Rubber-padded energy-absorbing bumpers front and rear. Front spoiler. Protective body side molding. Black plastic molding on rocker panels. Lift-up hatchback door. Tinted safety glass all around. Complete undercoating. Black window molding. Remote control outside mirror, left. Six year limited anti-corrosion warranty — see Warranty & Maintenance Insert for details.

Locks

Lockable doors, glove compartment door and hatchback. (Anti-theft internal hood release.) Steering wheel lock combined with ignition lock. Non-repeat starter switch.

Interior

Power windows. Two-way adjustable driver's seat and passenger seat. Headrests integrated with seats. Heavily padded glare-proof instrument panel. Safety padded sun visors. Make-up mirror in sun visor passenger side. Center control console with sliding-top ashtray with cigar lighter. Antenna, suppression and three stereo speakers. Leatherette two-spoke sport steering wheel. Full carpeting. Grab handle incorporated into both side armrests. Seat upholstery of leatherette or leatherette/cloth combination. Heating and draft-free flow-through ventilation independently adjustable. Large adjustable fresh air and heating vents for de-fogging. Two-speed fresh air blower. Rear window defogger. Two inertia reel combination shoulder/lap belts. Roomy storage compartment in both doors. Electric windshield washer with automatic wipe cycle, and two-speed windshield wipers with intermittent wipe cycle, control mounted on steering column. Inside day/night rear view mirror. Large fully carpeted rear luggage area with light. Retractable luggage compartment cover. Door sill molding with 924 logo.

Instrumentation

Speedometer with trip odometer. Transistorized tachometer. Quartz clock. Water temperature, oil pressure, and fuel gauges. Warning indicator lights for fuel reserve, alternator control, oil pressure, and hydraulic braking systems. Voltmeter (not available with air conditioner).

Electrical System

Retractable headlights operated by electric motor. Two back-up lights. Rheostat-controlled instrument illumination. Four-way emergency flasher. Interior light. Glove compartment light. Engine compartment light. Center control box with fuses under dashboard. Dual tone horn. Luggage area light. Electric tire pump for space saver spare tire. Hand brake warning light.

Porsche standard equipment

Model

928 Coupe

Body

Energy-absorbing aluminum bumpers front and rear covered with shock and energy-absorbing polyurethane skin, with elastic paint to match body color. Integrated front spoiler. Black exterior trim molding. Lift-up hatchback. Bronze tinted safety glass all around. Complete undercoating. "Porsche" in black on rear of vehicle. Six year limited anti-corrosion warranty—see Warranty & Maintenance Manual for details.

Locks

Power door locks. Luggage compartment and glove compartment lock. Ignition/steering wheel/starter lock (anti-theft internal hood release). Non repeat starter switch.

Interior

Two-way adjustable driver's seat and passenger seat. Headrests integrated with seats. Heavily padded glare-proof instrument panel. Padded front and rear sun visors. Illuminated vanity mirror passenger side. Center console. Front illuminated ashtray and cigar lighter. Four-spoke leather-covered sport steering wheel. Adjustable steering column/instrument panel. Automatic speed control. Power steering. Power windows. Four speakers. Power antenna. Full deep cut-pile carpeting. Fold out armrests. Door pockets. Partial leather interiors with choice of leather, leatherette or cloth seats. Heater and air-conditioner with 5-speed blower. Draft-free flow-through ventilation through 10 outlets. Twin stage heatable rear window. Inertia reel combination shoulder/lap belts front and rear. Roomy storage compartments in both doors. Electric windshield washer with automatic wipe cycle, and two-speed windshield wipers with intermittent wipe cycle, control mounted on steering column. Heatable and electrically adjustable outside rear view mirror. Inside day/night rear view mirror. Glove compartment with light. Large fully carpeted luggage area. Luggage compartment cover.

Instrumentation

Speedometer with trip odometer. Transistorized tachometer. Quartz clock. Water temperature, fuel and oil pressure gauges. 12 function central warning lights in instrument cluster: oil pressure, oil level, brake circuit failure, brake fluid, brake pad wear, emergency brake, coolant level, coolant temperature, fuel tank level and reserve, windshield washer reservoir, brake lights and tail lights.

Electrical System

1.5 hp starter. Retractable headlights operated by electric motor. Two back-up lights. Fog lights (white). Rheostat-controlled instrument illumination. Four-way emergency flasher. Interior lights. Glove compartment light. Engine compartment light. Center control box with fuses under dashboard. Dual tone horn. White & red courtesy lights in doors. Electric tire pump for space saver spare tire. Hand brake warning light. Luggage area light.

Body

Energy-absorbing aluminum safety bumpers with protective rubber moldings front and rear. Rear bumper equipped with heavy rubber bumperettes. Protective rubber moldings on door sills. Front spoiler. Removable folding roof on Targa models. Complete undercoating. Black anodized window trim. Six year limited anti-corrosion warranty — see Warranty & Maintenance Manual for details.

Windows

Tinted glass all around. Three-speed electric windshield wiper and intermittent wipe cycle. Washer with automatic wiping cycle. Two-stage electrically heated rear window defogger. Inside day/night rearview mirror. Outside mirror heatable and electrically adjustable.

Locks

Service key operating door and ignition lock only. Lockable glove compartment. Front and rear lid locks operated from car interior. Steering wheel lock combined with ignition lock. Non-repeat starter switch. Fuel tank access door opened from car interior. Front hood key lock (Targa only).

Interior

Air conditioning. Power windows. Leather-covered three-spoke steering wheel. Padded partial horn ring. Safety padded sunvisors with vanity mirror passenger side. Illuminated ashtray. Glare-proof instrument panel, heavily padded. Dashboard center finished in color-matched vinyl. Cigar lighter. Adjustable front seats with reclining backrests and integral headrests. Grab handle incorporated into side armrests. Seat upholstery of leatherette or leatherette/cloth combination. Leatherette door panels. Armrest on driver and passenger side. One map pocket on left side of foot well (Coupe only). Storage compartment in both doors. Two combination shoulder/lap belts equipped with inertia reels. Full cut-pile carpeting. Heating and draft free flow-through ventilation independently adjustable. Three-speed fresh air blower. Luggage platform with bolsters folded down and built-in luggage strap loops. Two coat hooks. Antenna, suppression and speakers in doors. Center console.

Instrumentation

Electric speedometer with trip odometer. Transistorized tachometer. Fuel gauge with warning light. Oil temperature gauge. Oil level gauge. Oil pressure gauge. Electric quartz clock with adjustable elapsed time monitor.

Electrical System

Two back-up lights. Rheostat-controlled instrument illumination. Luggage compartment light. Four-way emergency flasher. Illuminated glove compartment. Two interior lights (Coupe). One interior light (Targa). Dual tone horns. Electric tire pump for space saver tire. Engine compartment light. Hand brake warning light.

Porsche options

Code	Description	Note
018	Leather-covered three spoke sport steering wheel (380mm) with rim raised up by 30mm and Leather boot for shift lever (brown or black)	Availability to be announced.
126	Digital radio	Availability to be announced.
197	88 A/h battery	
220	Limited slip differential	40% slip factor.
249	Automatic transmission	No charge option.
261	Outside mirror, right, heatable, elec. adjustable	Only in conjunction with M398 for 924.
281	"Ingolstadt" model radio	Availability to be announced.
288	Headlight washers	Included in M490 for 928.
389	"Porsche Cassette Stereo" radio	
395	Forged alloy wheels	911 front 6Jx16 black rims with 205/55 VR 16 tires, rear 7Jx16 with 225/50 VR 16 tires (Not suitable for use with snow chains)
398	Outside mirror, left, heatable, elec. adjustable	Mandatory with M261.
401	Pressure cast alloy wheels	7Jx16 rims with 225/50 VR 16 steel belted tires. Not with M471.
409	Sport seats, left & right	
416	Leather-covered three spoke sport steering wheel (380mm) including leather shift boot	
418	Protective side moldings	
423	Cassette holder	
424	Automatic heating control	
425	Rear window wiper	Included in M490 for 928.
431	Leather-covered four spoke sport steering wheel (360mm) including leather shift boot	

	924	924 Turbo	928 Coupe	911SC Coupe	911SC Targa
	○	○	—	—	—
Price					
Price	○	○	○	○	○
Price	—	—	○	○	○
Price	—	○	—	○	○
Price	—	—	○	—	—
Price	○	○	○	○	○
Price	○	○	—	—	—
Price	○	○	—	○	○
Price	○	○	○	○	○
	—	—	—	○	○
Price					
Price	○	○	—	—	—
Price	—	—	○	—	—
Price	—	—	—	○	○
Price	○	●	—	—	—
Price					
Price	—	—	○	—	—
Price	—	—	○	—	—
Price	—	—	—	○	○
Price	○	○	—	—	—
Price	○	○	—	—	—
Price					

○ means "option available for this model"

— means "option not available for this model"

● means "standard equipment for this model"

Porsche options

Code	Description	Note
435	Pressure-cast light alloy wheels ("spider web" 4-hole wheels) housing deflectors, rear	6Jx15 rims with 205/60 HR 15 steel belted tires. Not with M471.
437	Power seat, left (Not with M471)	Available with seat trim in leather, seat inlay in leather, uni-cloth, plaid or checkered velour.
438	Power seat, right (Not with M471)	Available with seat trim in leather, seat inlay in leather, uni-cloth, plaid or checkered velour
450	Pressure-cast light alloy wheels, black, polished flange	6Jx14 rims with 185/70 HR 14 steel belted tires with space-saver tire.
454	Automatic speed control	
461	Automatic antenna right, instead of manual antenna	
468	Tinted glass all around (green instead of bronze) upper edge of windshield dark green	Not with M568.
469	Black roofliner	
473	Spoiler, front & rear	
474	Sport shock absorbers	Available with M471.
494	Two additional speakers in shelf below rear window	
494	Amplifier system (4x15 watts)	
497	1.1 KW Starter	Standard on 924 with automatic transmission
498	Engine lid without model designation	
533	Alarm system (2-locks)	
560	Removable top	
563	Automatic full climate control	
566	Fog lights, white	
567	Green wedge in windshield (upper edge dark green)	
568	Tinted glass, all around, green instead of bronze	
573	Air conditioner	

	924	924 Turbo	928 Coupe	911SC	
	924	Turbo	Coupe	Coupe	Targa
	○	—	—	—	—
Price	—	—	○	—	—
Price	—	—	○	—	—
Price	○	—	—	—	—
Price	—	—	●	○	○
Price	○	○	●	○	○
Price	—	—	○	—	—
Price	—	—	—	○	—
Price	—	—	—	○	○
Price	—	—	—	○	○
Price	—	—	—	○	○
Price	—	—	○	—	—
Price	○	●	—	—	—
Price	—	—	—	○	○
Price	○	○	○	○	○
Price	○	○	—	—	—
Price	—	—	○	—	—
Price	—	—	—	○	○
Price	○	○	—	○	○
Price	—	—	○	—	—
Price	○	○	●	—	—

○ means "option available for this model"
 — means "option not available for this model"
 ● means "standard equipment for this model"

Porsche options

Code	Description	Note
650	Electric sliding roof	
666	Without protective coating	Delivery in Europe vehicles only
900	Catalyst retrofit	Mandatory for Delivery in Europe vehicles
931	Remote control mirror, right	

Group options

M471 Sport Group for 924:

6Jx15 Pressure-cast alloy rims (spider web 5-Bolt) with 205/60 HR 15 steel-belted tires and space-saver spare tire
Ventilated disc brakes on all four wheels
Stabilizer bars, front 23 mm, rear 14 mm
Sport shock absorbers
Leather-covered three spoke sport steering wheel (380mm)
Leather boot for shift lever—depending on interior in black or brown
Rear wheel gravel housing deflectors
Rear spoiler

M471 Sport Group for 924 Turbo:

6Jx16 Forged alloy rims (disc type, 5-Bolt) with 205/55 VR 16 steel-belted tires and space-saver spare tire
Ventilated disc brakes on all four wheels
Stabilizer bars, front 23 mm, rear 14 mm
Sport shock absorbers

M471 Competition Group for 928 Coupe:

Front and rear spoilers
7Jx16 Forged alloy rims (disc type) with 225/50 VR 16 tires
Sport shock absorbers
Limited slip differential (40% slip factor)
Leather-covered three spoke sport steering wheel (380mm)
Front leather sport seats with checkered velour inlay in beige/brown or gray/black
Cool air vents in front section of car for brake cooling

M490 Weather Group for 928 Coupe:

Heavy duty windshield cleaning system
Headlight washers
Rear window wiper

	924	924 Turbo	928 Coupe	911SC Coupe	911SC Targa
Price	—	—	○	○	—
Price	○	○	—	—	—
Price	○	○	○	○	○
Price	○	○	—	—	—

○ means "option available for this model"

— means "option not available for this model"

● means "standard equipment for this model"

Porsche paint colors

Paint Color

Black
Mocha Black

Talbot Yellow
Cashmere Beige

Mexico Beige
Guards Red

Malaga Red
Royal Blue

Olive Green
Grand Prix White

Alpine White
Chocolate Brown

Moonstone
Venus Red

Monaco Blue
Amethyst

* Metallic Paints (extra cost for 924/924 Turbo and 911SC/Targa)

Black Metallic*
Petrol Blue Metallic*

Light Blue Metallic*
Minerva Blue Metallic*

Casablanca Beige Metallic*
Tobacco Metallic*

Indiana Red Metallic*
Light Green Metallic*

Oak Green Metallic*
Onyx Green Metallic*

Silver Metallic*
Diamond Silver Metallic*

Copper Brown Metallic*
Dolomite Grey Metallic*

**Color to sample at extra cost on all models—
not available on Delivery in Europe vehicles.**

Two-tone Paints (at extra cost)

Upper Paint	Lower Paint
Mexico Beige	Mocha Black
Alpine White	Mexico Beige
Alpine White	Guards Red
Inari Silver Metallic	Onyx Green Metallic
Diamond Silver Metallic	Helios Blue Metallic
Diamond Silver Metallic	Dolomite Grey Metallic

Codes for Model:			
924/ 924 Turbo	928 Coupe	911SC Coupe	911SC Targa
A2A2	A1A1 T5T5	A1A1 T5T5	A1V9 T5V9
	B7B7 D1D1	B7B7 D1D1	B7V9 D1V9
D9D9 G1G1	G8G8	G8G8	G8V9
H5H5	J3J3	J3J3	J3V9
	P2P2 R4R4	P2P2 R4R4	P2V9 R4V9
P1P1	T3T3	T3T3	T3V9
A5A5 G3G3	U1U1	U1U1	U1V9
J3J3 K5K5			

W4W4	A2A2 J2J2	A2A2 J2J2	A2V9 J2V9
W6W6	J4J4 W9W9	J4J4 W9W9	J4V9 W9V9
	X4X4 X5X5	X4X4 X5X5	X4V9 X5V9
W9W9	Y1Y1	Y1Y1	Y1V9
	Y4Y4	Y4Y4	Y4V9
Z2Z2	Z2Z2	Z2Z2	Z2V9
Z4Z4	Z6Z6	Z6Z6	Z6V9
Z9Z9	9999 (Metallic Only)	9999 (Metallic and Non-Metallic)	99V9

D9A2			
P1D9			
P1G1			
Y4Z2			
Z4W5			
Z4Z9			

Porsche upholstery

924[†] & 924 Turbo[†]

Code	Side Panels & Seat Inlays	Seat Trim & Carpet	Available
	Herringbone Cloth	Leatherette Trim	
GA	Brown/Beige	Brown	●
GB	Brown/Beige	Beige	●
GC	Black/Orange	Black	●
	Checked Velour***	Leatherette	
GM	Grey/Black	Black	●
GP	Beige/Brown	Beige	●
GN	Beige/Brown	Brown	●
	Plaid***	Leatherette	
EQ	Red (McLaughlan)	Black	●
ES	Green (Black Watch)	Black	●
EU	Beige (Dress McKenzie)	Beige	●
ET	Beige (Dress McKenzie)	Brown	●

Code	Side Panels & Seat Trim	Seat Inlays & Carpet	Available
	Leatherette	Leatherette	
LT	Black	Black	●
LV	Beige	Beige	●
LU	Brown	Brown	●
	Leatherette	Pinstripe Cloth	
BH	Black	Black	●
BK**	Beige	Beige	●
BJ	Brown	Brown	●
	Leatherette (Panels) Leather (Trim)	Leather	
TE*	Black	Black	○
TG*	Beige	Beige	○
TH*	Brown	Brown	○

* Front Seats: Leather, Rear Seats: Leatherette; At Extra Cost

** BK = Beige Interior with Brown Pinstripe

*** Including Head Restraints

† Interiors can be combined with any paint code

928 Coupe^{††}

Side Panels Code & Seat Trim		Seat Inlays	Carpet	Available
Leatherette		Uni-Cloth		
DK	Black	Black	Black	●
DG	Dark Blue	Dark Blue	Dark Blue	●
DJ	Beige	Beige	Beige	●
DH	Brown	Brown	Brown	●
Partial Leather (Panels)				
Leather (Trim)		Uni-Cloth		
BK	Black	Black	Black	●
BG	Dark Blue	Dark Blue	Dark Blue	●
BJ	Beige	Beige	Beige	●
BH	Brown	Brown	Brown	●
Partial Leather (Panels)				
Leather (Trim)		Leather		
PN	Black	Black	Black	●
PR	Dark Blue	Dark Blue	Dark Blue	●
PS	Beige	Beige	Beige	●
PM	Brown	Brown	Brown	●
Leatherette		Plaid Cloth		
DM	Black	Red	Black	●
DL	Dark Blue	(McLaughlan)	Dark Blue	●
DP	Black	Green	Black	●
DN	Dark Blue	(Black Watch)	Dark Blue	●
DQ	Black	Beige	Black	●
DS	Beige	(Dress	Beige	●
DR	Brown	McKenzie)	Brown	●
Partial Leather (Panels)				
Leather (Trim)		Plaid Cloth		
BM	Black	Red	Black	●
BL	Dark Blue	(McLaughlan)	Dark Blue	●
BP	Black	Green	Black	●
BN	Dark Blue	(Black Watch)	Dark Blue	●
BQ	Black	Beige	Black	●
BS	Beige	(Dress	Beige	●
BR	Brown	McKenzie)	Brown	●
Leatherette		Checked Velour		
DB	Black	Grey/Black	Black	●
CE	Black	Blue/Black	Black	●
DA	Dark Blue		Dark Blue	●
DD	Beige	Beige/Brown	Beige	●
DC	Brown		Brown	●
CD	Black		Black	●
DE	Beige	Brown/Black	Beige	●
CB	Brown		Brown	●

^{††}928 Coupe interiors can be combined with any exterior colors except when ordering a 928 Competition Group (M471).

Porsche upholstery

928 Coupe^{††}

Code	Side Panels & Seat Trim	Seat Inlays	Carpet	Available
	Partial Leather (Panels) Leather (Trim)	Checked Velour		
BB	Black	Grey/Black	Black	●
AD	Black	Blue/Black	Black	●
BA	Dark Blue		Dark Blue	●
BD	Beige	Beige/Brown	Beige	●
BC	Brown		Brown	●
AJ	Black		Black	●
BE	Beige	Brown/Black	Beige	●
AB	Brown		Brown	●

911SC Coupe & 911SC Targa

Code	Side Panels & Seat Trim	Seat Inlays	Carpet	Available
	Leatherette	Uni-Cloth		
01	Black	Black	Black	●
21	Dark Blue	Dark Blue	Dark Blue	●
30	Beige	Beige	Beige	●
41	Brown	Brown	Brown	●
	Leatherette (Panels) Leather (Trim)	Leather		
09*	Black	Black	Black	○
25*	Dark Blue	Dark Blue	Dark Blue	○
35*	Beige	Beige	Beige	○
44*	Brown	Brown	Brown	○
	Leather	Uni-Cloth		
61	Black	Black	Black	○
51	Dark Blue	Dark Blue	Dark Blue	○
81	Beige	Beige	Beige	○
71	Brown	Brown	Brown	○
	Leather	Leather		
60	Black	Black	Black	○
50	Dark Blue	Dark Blue	Dark Blue	○
80	Beige	Beige	Beige	○
70	Brown	Brown	Brown	○

††928 Coupe interiors can be combined with any exterior colors except when ordering a 928 Competition Group (M471).

*Front seats: Leather, Rear Seats: Leatherette

911SC Coupe & 911SC Targa

Side Panels		Seat Inlays	Carpet	Available
Code	Seat Trim			
Leatherette		Plaid Cloth		
14	Black	Red	Black	●
23	Dark Blue	(McLaughlan)	Dark Blue	●
15	Black	Green	Black	●
24	Dark Blue	(Black Watch)	Dark Blue	●
16	Black	Beige	Black	●
34	Beige	(Dress	Beige	●
47	Brown	McKenzie)	Brown	●
Leather		Plaid Cloth		
62	Black	Red	Black	O
53	Dark Blue	(McLaughlan)	Dark Blue	O
63	Black	Green	Black	O
54	Dark Blue	(Black Watch)	Dark Blue	O
64	Black	Beige	Black	O
84	Beige	(Dress	Beige	O
74	Brown	McKenzie)	Brown	O
Leatherette		Checked Velour		
05	Black	Grey/Black	Black	●
07	Black	Blue/Black	Black	●
22	Dark Blue		Dark Blue	●
33	Beige	Beige/Brown	Beige	●
43	Brown		Brown	●
06	Black		Black	●
32	Beige	Brown/Black	Beige	●
42	Brown		Brown	●
Leather		Checked Velour		
65	Black	Grey/Black	Black	O
67	Black	Blue/Black	Black	O
52	Dark Blue		Dark Blue	O
83	Beige	Beige/Brown	Beige	O
73	Brown		Brown	O
66	Black		Black	O
82	Beige	Brown/Black	Beige	O
72	Brown		Brown	O

● = Standard; O = Optional at extra cost

Interiors can be combined with any no-charge or extra cost color. Dashboard, window sills, rear shelf and carpets are color-coordinated with trim; roofliner for black trim is beige, for dark blue trim dark blue, for beige and brown trim brown.

Porsche Upholstery

Special Leather Interiors: Trim Code[†]

Trim Code	Side Panels	Seat Trim	Seat Inlays
	Leather	Leather	Leather
91	Dark Green	Dark Green	Dark Green
94	Light Blue	Light Blue	Light Blue
95**	Light Red	Light Red	Light Red
96**	Yellow	Yellow	Yellow
97**	White	White	White
99**	Customer color to sample		

911SC Coupe & 911SC Targa

Special Leather Interiors: Carpeting

1AF	Yellow
2AF	Green
30B	Dark Blue
40B	Brown
50B	Beige
7AF	Black
8AF	Light Red
—	To Sample

911SC Coupe & 911SC Targa

Special Leather Interiors Combined with Seat Inlays:

	Plaid	Velour	Cloth
2AC	Black Watch	37A Blue/Black	30C Dark Blue
4AD	Dress McKenzie	47A Brown/Black	40C Brown
8AB	McLaughlan	54A Beige/Brown	50C Beige
—	—	67A Grey/Black	70F Black

911SC Coupe & 911SC Targa

Special Leather Interiors: Roofliner

Beige
Dark Blue
Brown
Black

[†]911SC Coupe & 911SC Targa Special Leather Interiors at extra cost

NOTE: Special Leather Interiors require specification of choice of carpeting, seat inlays and roofliner.

**Dashboard, window sills and rear shelf in Black.

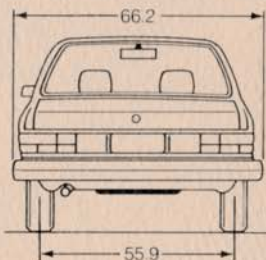
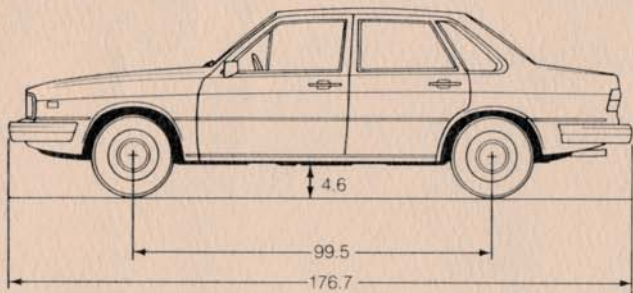
Audi Facts and Figures

Audi models and dimensions

Model	Designation	Price
811 471	4000 2-door Sedan—4 speed	_____
811 571*	4000 2-door Sedan—4 speed	_____
813 471	4000 4-door Sedan—4 speed	_____
813 571*	4000 4-door Sedan—4 speed	_____

* California models

Dimensions (in inches)

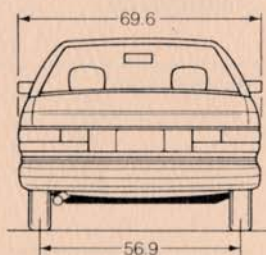
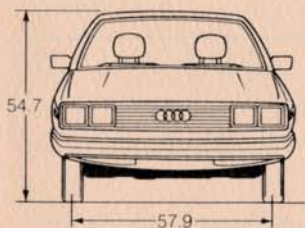
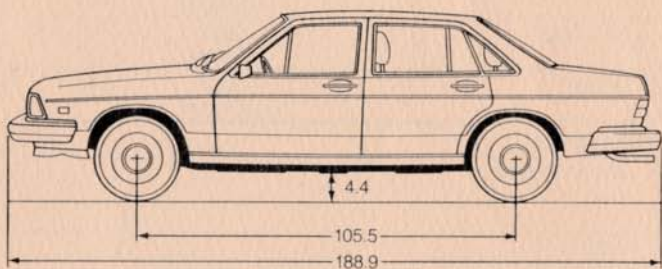


Model	Designation	Price
433 272	5000 4-door Sedan, 5-speed	_____
433 372*	5000 4-door Sedan, 5-speed	_____
433 273	5000 4-door Sedan, automatic	_____
433 373*	5000 4-door Sedan, automatic	_____
433 392	5000 Diesel 4-door Sedan, 5-speed	_____
433 672	5000S 4-door Sedan, 5-speed	_____
433 772*	5000S 4-door Sedan, 5-speed	_____
433 673	5000S 4-door Sedan, automatic	_____
433 773*	5000S 4-door Sedan, automatic	_____
433 792	5000S Diesel 4-door Sedan, 5-speed	_____

* California models

NOTE: "S" package models will have: • Air conditioning • Front vent windows • Power windows • Power door and trunk locks • Power antenna • AM/FM Stereo Cassette Radio with balance control rear speakers • Manual height adjustment for driver's seat • Headrests for rear seat • Rear ashtrays with cigarette lighter • Alloy wheels • Exterior identification (5000S) • Illuminated vanity mirror

Dimensions (in inches)



Audi specifications

Model

Engine

Type of engine

Bore/stroke, inches (mm)

—Gas:

—Diesel:

Displacement, cubic inches (cc)

—Gas:

—Diesel:

Compression ratio

—Gas:

—Diesel:

Horsepower, SAE net, bhp @ rpm

—Gas:

—Diesel:

Maximum torque, SAE net, ft. lbs. @ rpm

—Gas:

—Diesel:

Valve train

Crankshaft

Lubrication

Fuel supply system

—Gas:

—Diesel:

Fuel requirements

—Gas:

—Diesel:

Electrical system

Battery

—Gas:

—Diesel:

Alternator

—Gas:

—Diesel:

Ignition

—Gas:

—Diesel:

Drive train

Transmission

Clutch

Drive axles

Number of speeds

Gear shift location

Frame/body

Suspension

Front suspension

Rear suspension

4000	5000/Diesel
4-cylinder, 4-cycle, in-line, water-cooled with water pump and electric cooling fan	5-cylinder, 4-cycle, in-line, in-line, water-cooled with thermostatically controlled radiator fan, spur belt driven water pump.
3.13/3.15 (79.5/80.0)	3.13/3.40 (79.5/86.4) 3.01/3.40 (76.5/86.4)
97.0 (1588)	131 (2144) 121 (1986)
8.0:1	8.0:1 23.0:1
76 @ 5500	103 @ 5300 67 @ 4800
83 @ 3200	112.4 @ 4000 84.8 @ 3000
OHC, spur belt driven	OHC, spur belt driven
Forged, 5 main bearings	Forged, 6 main bearings
Gear type oil pump, full pressure system	Sickle pump on crankshaft, full flow oil filter
Electric fuel pump, CIS fuel injection (catalyst)	Electric fuel pump, CIS fuel injection (catalyst) Diesel injection pump
Unleaded gas only	Unleaded gas only Diesel #2 (see Owner's Man.)
12 Volt, 45 Ah. (54 Ah. w/AC)	12 Volt, 63 Ah. 12 Volt, 88 Ah.
770 Watt†	1050 Watt† 910 Watt†
Battery, coil, distributor**	Breakerless transistor* Self ignition
Front-mounted, front wheel drive transaxle, fully synchronized	Front-mounted, front wheel drive transaxle, fully synchronized
Single disc, dry	Single disc, dry
Double CV joints	Double CV joints
4 forward, 1 reverse	5 forward, 1 reverse
Floor-mounted in ctr. console	Floor-mounted in ctr. console
Unitized construction with high energy absorbing front and rear sections	Unitized construction with high energy absorbing front and rear sections
MacPherson struts with negative steering roll radius, stabilizer bar and coil springs	MacPherson struts with coil springs, lower control arm and stabilizer; negative roll radius
Torsion crank-axle with Panhard rod and integral stabilizer; coil spring struts	Torsion crank-axle with Panhard rod and integral stabilizer; coil spring struts
** California: Breakerless transistor with idle stabilization, 3-way catalyst †Alt. with A/C 1050 watts	* California: 3-way catalyst with oxygen sensor (gas) †Alt. with A/C 1260 watts (gas) †Alt. with A/C 1050 watts (diesel)

Audi specifications

Model

Brakes

Foot brake

Hand brake

Effective brake pad and lining area

Front, sq. inches (cm²)

Rear, sq. inches (cm²)

Wheels

Rims

Tires

Steering

Capacities

Fuel tank, gallons (liters)

Engine oil with filter, quarts (liters)

Windshield washer, quarts (liters)

Cooling system, quarts (liters)

Rear trunk, cubic feet

Dimensions

Wheelbase, inches (mm)

Front track, inches (mm)

Rear track, inches (mm)

Overall length, inches (mm)

Overall width, inches (mm)

Overall height (unloaded), inches (mm)

Ground clearance (loaded), inches (mm)

Turning circle, curb to curb, feet (m)

Weight

Gross vehicle weight, lbs.

Performance

Approximate top speed

Acceleration 0-50 mph (in seconds) manual trans.

EPA estimated fuel economy (standard transmission)
mpg, city/highway

Estimated cruising range in miles:

City—

Highway—

4000	5000/Diesel
Discs, front; drums, rear; hydraulic power-assisted, dual-diagonal circuits; self-adjusting with pressure regulator	Hydraulic dual-diagonal power-assisted vented discs, front; finned drums, rear; self-adjusting with pressure regulator
Mechanical, activating rear drum brakes	Mechanical, activating rear drum brakes
16.3 (105) 29.3 (189)	25.4 (164) 51.0 (329)
5Jx13 (steel)	5½Jx14 (steel)
175/70 SR 13 (steel belted radials)	185/70 SR 14 (steel belted radials)
Rack and pinion with steering damper	Power-assisted rack and pinion with steering damper
15.9 (60) 3.2 (3.0) 1.9 (1.8) 7.4 (7.0) 12.0	19.8 (75) 5.3 (5.0) 1.8 (1.7) 8.5 (8.0) 15.0
99.5 (2527)	105.5 (2680)
55.1 (1400)	57.9 (1470)
55.9 (1420)	56.9 (1445)
176.7 (4487)	188.9 (4798)
66.2 (1687)	69.6 (1768)
54.1 (1371)	54.7 (1390)
4.6 (116)	4.4 (112)
32.6 (9.95)	34.3 (10.45)
3,219	3,847 (gas) 3,858 (diesel)
100 mph sedan—8.1	100 mph (gas) 93 mph (diesel) 8.5 (gas) 11.2 (diesel)
22/34**	17/30** (gas) 26/34* (Diesel)
349	336 (gas) 514 (Diesel)
540	594 (gas) 673 (Diesel)

* 1979 (1980 data unavailable at printing time). Diesel not available in Cal
 ** 1980 data

Standard equipment, options and specifications subject to change without notice.

Audi standard equipment

Model

4000

Body

Unitized body construction with passenger safety cell and energy-absorbing front and rear end design. Urethane covered bumpers with energy absorbing elements front and rear. Swing-away remote control outside rearview mirror (left). Complete undercoating. Belt trim molding with protective rubber inlay. Operational vent windows. Electric rear window defogger. Full wheel covers. Map pockets. Tinted glass all around.

Locks

Ignition/steering lock with non-repeat starter switch. Child safety locks on rear doors of 4-door models. Locks on glove compartment and trunk. Engine compartment latch released from passenger compartment. Non-override safety door locks. Lockable gas cap.

Interior

Wide hub safety-padded leatherette steering wheel. Safety steering column. Day/night rearview mirror. Padded sun visors with vanity mirror on passenger side. Padded glareproof instrument panel. Ashtray front and rear. Cigar lighter. Padded armrests front and rear. Adjustable front seats with fully reclining backrests. Glove compartment and package tray below dashboard. Upholstery in velour cloth or leatherette. Combination shoulder/lap belts for front seats equipped with inertia reels. Three sets of lap belts for rear seat. Full carpeting. Three-speed heating and ventilating blower with large ducts for both functions. Draft-free flow-through ventilation system. Floor mounted short-stroke shift lever and console. Overhead mounted passenger assist handles. Two coat hooks. Space-saver spare tire.

Instrumentation

Speedometer with trip odometer. Electric quartz clock. Fuel gauge. Coolant temperature gauge. Alternator warning light. Oil pressure warning light. Brake warning light. Voltmeter, oil temperature gauge.

Electrical System

Dual rectangular headlights. Two back-up lights. Rheostat-controlled dashboard instrument illumination. Four-way emergency flasher. Glove compartment light. Luggage compartment light. One interior light with courtesy switches on all doors. Electric windshield washer. Two-speed windshield wipers with intermittent wipe cycle. Central control box with fuses.

Body

Unitized body construction with passenger safety cell and energy-absorbing front and rear end design. Aluminum bumpers front and rear with heavy duty rubber moldings and plastic corner flaps. Energy-absorbing front and rear bumper supports. Full factory undercoating. Protective molding at belt line, rocker panel and roof edge rain channel moldings. Bright molding on front grill and trunk lid. Two outside mirrors with tinted glass, remote controlled on left. Tinted glass all around. Electric rear window defogger. Carpeted trunk compartment. Full wheel covers.

Locks

Ignition/steering/starter lock with non-repeat starter switch. Child safety locks on rear doors. Locks on glove compartment, trunk and gas cap. Inside front hood release. For Diesel, pre-glow starter switch.

Interior

Leather-grained steering wheel. Safety padded horn button. Day/night rearview mirror. Padded sun visors swivel from side to side, have vanity mirror on passenger side. Padded glare-proof instrument panel. Three ashtrays. Cigar lighter. Adjustable front seats with fully reclining backrests. Fold-down center armrest for rear seat. Storage under dashboard and pockets on front doors. Center console. Trim of leatherette and velour cloth. Two shoulder/lap belts for front seats equipped with inertia reels. Seat belt chimes. Three sets of lap belts for rear seat. Thick pile carpeting. Independent heater and fresh air controls with three-speed blower. Draft free flow-through ventilation. Assist handles, one in front and two in rear. Two coat hooks.

Instrumentation

Speedometer with trip odometer. Electric quartz clock. Fuel gauge. Coolant temperature gauge. Alternator warning light. Oil pressure warning light. Brake warning light. Cruise control. For Diesel; a pre-glow light indicator.

Electrical System

Dual rectangular headlights with chrome bezels. Two back-up lights. Rheostat-controlled instrument illumination. Trunk light. Four-way emergency flasher. Glove compartment light. Courtesy light in roof, dual courtesy light under dashboard. Front ashtray light. Electric windshield washer with automatic wash/wipe cycle. Two-speed windshield wipers with intermittent wipe cycle. Central electrical control box with fuses. Battery connection in engine compartment (with air conditioning).

Audi options

Code	Description	Note
D01	Speaker Package w/manual antenna	2 Speakers in dash 2 add'l. speakers in rear, manual antenna and suppression mandatory for all vehicles without D02, R07, R09, R14 or R16
D02	Speaker Package w/automatic antenna	2 Speakers in dash 2 add'l. speakers in rear, automatic antenna and suppression mandatory for all vehicles without D01, R07, R09, R14 or R16
D06	Heatable front seats	
D75	Air conditioner	For Model 813 not W/M560
R07	Radio AM/FM Stereo*, manual antenna	Not available together with D01, D02, R09, R14, R16
R09	Radio AM/FM Stereo*, automatic antenna	Not available together with D01, D02, R07, R14, R16
R14	Radio AM/FM Stereo* cassette, manual antenna	Not available together with D01, D02, R07, R09, R16
R16	Radio AM/FM Stereo* cassette, automatic antenna	Not available together with D01, D02, R07, R09, R14
261	Outside mirror, right	
341	Power door locks	
352	Cruise control	
383	Power seats	Delayed introduction
485	Alloy wheels	Wheels and tire size same as regular
560	Sun roof (manual)	For Model 813 not w/D75
561	Vent windows, front door	

*Includes balance control for speakers.

	4000	5000/ Diesel	5000S/ Diesel
	○	○	—
Price	○	○	—
Price	—	○	○
Price	○	—	—
Price	○	○	—
Price	○	○	—
Price	○	○	●
Price	○	●	●
Price	—	○	●
Price	○	●	●
Price	—	○	○
Price	○	○	●
Price	○	—	—
Price	●	○	●

○ means "option available for this model"
 — means "option not available for this model"
 ● means "standard equipment for this model"

Audi options

Code	Description	Note
------	-------------	------

573	Air conditioner	
-----	-----------------	--

650	Sun roof (electric)	
-----	---------------------	--

651	Power windows	
-----	---------------	--

675	Tachometer	Not available together with automatic transmission, diesel engine
-----	------------	---

764	Catalyst retrofit	Mandatory for all tourist vehicles, except diesel
-----	-------------------	---

Audi notes

	4000	5000/ Diesel	5000S/ Diesel
Price	—	○	●
Price	—	○	○
Price	—	○	●
Price	○	○	○
Price	○	○	○
Price			

○ means "option available for this model"
 — means "option not available for this model"
 ● means "standard equipment for this model"

Audi paint and upholstery

Recommended paint/upholstery combinations—Audi 4000

Paint Color	Exterior		Upholstery	
	Code	Color	All Lthette Code	Velour with Lthette Code
Mexico Beige	D9D9	Sand	PN	GK
Mars Red	G6G6	Dk Brown	—	GL
		Sand	PN	GK
Monaco Blue	J3J3	Azure	PL	GH
		Dk Brown	—	GL
		Sand	PN	—
Alpine White	P1P1	Azure	PL	GH
		Sand	PN	GK
Merian Brown	T2T2	Sand	PN	GK
Black	9000	Azure	PL	GH
		Sand	PN	—
		Dk Brown	—	GL
Copper Met.*	W2W2	Dk Brown	—	GL
		Sand	PN	GK
Helios Blue Met.*	W5W5	Azure	PL	GH
		Dk Brown	—	GL
		Sand	PN	—
Indiana Red Met.*	W9W9	Sand	PN	GK
Diamond Silver Met.*	Z4Z4	Azure	PL	GH
		Dk Brown	—	GL
		Sand	PN	—
Onyx Green Met.*	Z2Z2	Reed	PM	GJ
		Sand	PN	GK

* Available at extra cost.

Dashboard: Dark Brown/Sand with Sand Interior
 Dark Brown/Dark Brown with Dark Brown Interior
 Dark Blue/Light Blue with Azure Interior
 Dark Green/Light Green with Reed Interior

Audi paint and upholstery

Recommended paint/upholstery combinations— Audi 5000/Diesel

Paint Color	Exterior		Upholstery		
	Code	Color	All Lthette Code	Velour with Lthette Code	Leather with Lthette Code*
Mexico Beige	D9D9	Sand	PN	HP	TC
		Dk Brown	—	HV	TK
Monaco Blue	J3J3	Azure	PL	HM	TD
		Sand	PN	HP	TC
Amethyst	K5K5	Sand	PN	HP	TC
Alpine White	P1P1	Azure	PL	HM	TD
		Sand	PN	HP	TC
Merian Brown	T2T2	Sand	PN	HP	TC
		Dk Brown	—	HV	TK
Black	9000	Azure	PL	HM	—
		Sand	PN	HP	TC
		Dk Brown	—	—	TK
Helios Blue Met.*	W5W5	Azure	PL	HM	TD
		Sand	PN	HP	TC
Indiana Red Met.*	W9W9	Sand	PN	HP	TC
		Dk Brown	—	HV	TK
Onyx Green Met.*	Z2Z2	Reed	PM	HN	TB
		Sand	PN	HP	TC
Diamond Silver Met.*	Z4Z4	Azure	PL	HM	TD
		Dk Brown	—	HV	TK
Dolomite Grey Met.*	Z9Z9	Sand	PN	HP	TC
		Azure	PL	HM	TD

* Available at extra cost.

Note: All seat inlays, bolsters and front of headrests in leather.

Dashboard: Dark Brown with Sand and Dark Brown Interior

Dark Blue with Azure Interior

Dark Green with Reed Interior

Audi Facts and Figures.

Audi 4000 Automatic and 5000 Turbo Supplement.

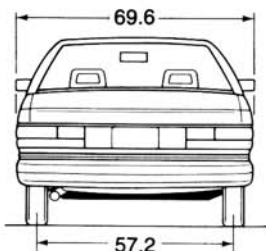
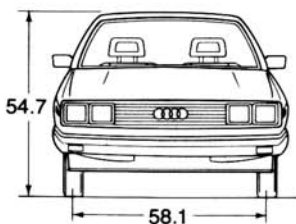
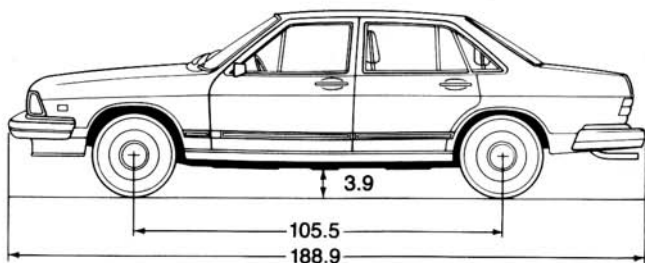
Audi models and dimensions

Model	Designation	Price
811453	4000 2-door Sedan, automatic	_____
811553*	4000 2-door Sedan, automatic	_____
813453	4000 4-door Sedan, automatic	_____
813553*	4000 4-door Sedan, automatic	_____

* California Models

Model	Designation	Price
437233	5000 Turbo 4-door Sedan, automatic	_____

Dimensions (in inches) 5000 Turbo



Audi specifications

Model

Engine

Type of engine

Bore/stroke, inches (mm)

Displacement, cubic inches (cc)

Compression ratio

Horsepower, SAE net, bhp @ rpm

Maximum torque, SAE net, ft. lbs. @ rpm

Valve train

Crankshaft

Lubrication

Fuel supply system

Fuel requirements

Electrical system

Battery

Alternator

Ignition

Drive train

Transmission

Drive axles

Gear shift location

Frame/body

Suspension

Front suspension

Rear suspension

4000 Automatic	5000 Turbo
5-cylinder, 4-cycle in-line, water-cooled with thermostatically controlled radiator fan, spur belt driven water pump.	Turbocharged 5-cylinder, 4-cycle, in-line water-cooled with thermostatically controlled radiator fan, spur belt driven water pump.
3.13/3.40 (79.5/86.4)	3.13/3.40 (79.5/86.4)
131 (2144)	131 (2144)
8.0:1	7.0:1
100 @ 5100	130 @ 5400
100.3 @ 3000	142 @ 3000
OHC, spur belt driven	OHC, spur belt driven
Forged steel, 6 main bearings	Forged steel, 6 main bearings
Sickle pump on crankshaft, full flow oil filter	Sickle pump on crankshaft, full flow oil filter
Electric fuel pump, CIS fuel injection, 3-way catalyst with oxygen sensor	CIS fuel injection with exhaust driven turbo charger, 3-way catalyst with oxygen sensor
Unleaded gas only	Unleaded gas only
12 Volt, 63 Ah.	12 Volt, 63 Ah.
770 Watt Max.†	1260 Watt Max.
Breakerless transistor*	Breakerless transistor with idle stabilizer
Front-mounted, front wheel drive transaxle, 3-speed automatic	Front-mounted, front wheel drive transaxle, 3-speed automatic
Double CV joints	Double CV joints
Floor-mounted in ctr. console	Floor-mounted in ctr. console
Unitized construction with energy absorbing front and rear sections	Unitized construction with energy absorbing front and rear sections
MacPherson struts with negative roll radius, stabilizer bar and coil springs	MacPherson struts with coil springs, lower control arm and stabilizer; negative roll radius
Torsion crank-axle with Panhard rod and integral stabilizer; coil springs and hydraulic shock absorbers	Torsion crank-axle with Panhard rod and integral stabilizer; double progressive coil springs and hydraulic shock absorbers

* California: Breakerless transistor with idle stabilizer

†Alt. with A/C 1050 watts

Audi specifications

Model

Brakes

Foot brake

Hand brake

Total brake swept area
Sq. inches (cm²)

Wheels

Rims

Tires

Steering

Capacities

Fuel tank, gallons (liters)

Engine oil with filter, quarts (liters)

Windshield washer, quarts (liters)

Cooling system, quarts (liters)

Rear trunk, cubic feet

Dimensions

Wheelbase, inches (mm)

Front track, inches (mm)

Rear track, inches (mm)

Overall length, inches (mm)

Overall width, inches (mm)

Overall height (unloaded), inches (mm)

Ground clearance (loaded), inches (mm)

Turning circle, curb to curb, feet (m)

Weight

Gross vehicle weight, lbs.

Performance

Approximate top speed

Acceleration 0-50 mph (in seconds)

EPA estimated fuel economy mpg, city/highway*

Estimated cruising range:*

City—

Highway—

* 1980 data.

Standard equipment, options and specifications subject to change without notice.

4000 Automatic	5000 Turbo
Discs, front; drums, rear; hydraulic power-assisted, dual-diagonal circuits; self-adjusting with pressure regulator	Hydraulic dual-diagonal power-assisted vented discs, front; solid discs rear; self-adjusting with load-sensing pressure regulator
Mechanical, activating rear drum brakes	Mechanical, activating rear disc brakes
58.9 (380)	49.6 (320)
5J x 13 (steel)	6J x 15 (light alloy)
175/70 SR 13 (steel belted radials)	205/60 HR 15 (steel belted radials)
Power-assisted rack and pinion with steering damper	Power-assisted rack and pinion with steering damper
15.9 (60)	19.8 (75)
5.3 (5.0)	5.3 (5.0)
1.9 (1.8)	1.8 (1.7)
8.6 (8.1)	10.0 (9.4)
12.0	15.0
99.5 (2527)	105.5 (2680)
55.1 (1400)	58.1 (1475)
55.9 (1420)	57.2 (1453)
176.7 (4487)	188.9 (4798)
66.2 (1687)	69.6 (1768)
54.0 (1371)	54.7 (1390)
4.4 (112)	3.9 (98)
32.6 (9.95)	33.8 (10.3)
3439	3924
104 mph	113 mph
9.5	7.5
20/28	18/25
318 miles 445 miles	356 miles 495 miles

Audi standard equipment

Model

4000 Automatic

Body

Unitized body construction with reinforced passenger cell and energy-absorbing front and rear end design. Polyurethane covered bumpers with energy absorbing elements front and rear. Swingaway remote control outside rearview mirror (left). Complete undercoating. Belt trim molding with protective rubber inlay. Operational vent windows. Electric rear window defogger. Full wheel covers. Tinted glass all around.

Locks

Ignition/steering lock with non-repeat starter switch. Child safety locks on rear doors of 4-door models. Locks on glove compartment and trunk. Engine compartment latch released from passenger compartment. Non-override safety door locks. Lockable gas cap.

Interior

Wide hub safety-padded leatherette steering wheel. Safety steering column. Day/night rearview mirror. Padded sun visors with vanity mirror on passenger side. Padded glareproof instrument panel. Map pockets. Ashtray front and rear. Cigar lighter. Padded armrests front and rear. Adjustable front seats with fully reclining backrests. Glove compartment and package tray below dashboard. Upholstery in velour cloth or leatherette. Combination shoulder/lap belts for front seats equipped with inertia reels. Three sets of lap belts for rear seat. Full carpeting. Three-speed heating and ventilating blower with large ducts for both functions. Draft-free flow-through ventilation system. Floor mounted automatic shift lever and console. Overhead mounted passenger assist handles. Two coat hooks. Space-saver spare tire.

Instrumentation

Speedometer with trip odometer. Tachometer. Electric quartz clock. Fuel gauge. Coolant temperature gauge. Alternator warning light. Oil pressure warning light. Brake warning light. Voltmeter, oil temperature gauge.

Electrical System

Dual rectangular headlights. Two back-up lights. Rheostat-controlled dashboard instrument illumination. Four-way emergency flasher. Glove compartment light. Luggage compartment light. One interior light with courtesy switches on all doors. Electric windshield washer. Two-speed windshield wipers with intermittent wipe cycle. Central control box with fuses.

Model

5000 Turbo

Body

Unitized body construction with reinforced passenger cell and energy absorbing front and rear end design. Front and rear

energy absorbing bumper supports. Blacked out front grill surrounds headlight bezels in black with chrome trim inside. Large front spoiler. Matte pearl color window and drip molding. Tinted glass all around. Tinted right and left adjustable outside mirrors. Front vent windows. Light alloy 5 bolt wheels. Driver's side wiper arm with wind deflector. Undercoating. "5000" (left) "Turbo" (right) identification on trunk lid.

Locks

Ignition/steering/starter lock with non-repeat starter switch. Child safety locks on rear doors. Locks on glove compartment, front outside door handles, trunk and gas cap. Inside front hood release. Power door and trunk locks.

Interior

Four spoke sport steering wheel. Large center console with storage compartment. Center console storage compartment lid folds back to serve as a beverage holder for rear passengers. AM/FM stereo cassette radio with four speakers and balance control. Wide band flow-through ventilation. Air conditioner. Integrated heater and fresh air controls with 3-speed blower. Front and 2 rear ashtrays with 3 cigarette lighters. Day/night rearview mirror. Assist handles with integrated clothing hooks. Headliner panels same as seat material (not available with sunroof). Molded color-coordinated headliners for sunroof interior. Padded sunvisors with illuminated vanity mirror on passenger side. Adjustable and fully reclining front bucket seats. Map pockets in front seat backs. Storage compartment under dashboard and pockets on front doors. Height adjustment for driver's seat. Rear fold-down center armrest. Headrests for rear seats. Rich velour upholstery. Thick pile carpeting. Fully carpeted luggage compartment. Two shoulder/lap belts for front seats equipped with inertia reel. Seat belt chimes. Three sets of lap belts for rear seat.

Instrumentation

Rectangular dashboard binnacle with rocker switches on right side. Tachometer. Speedometer with trip odometer. Boost gauge. Oil temperature gauge. Water temperature gauge. Fuel gauge. Alternator warning light. Brake warning light. Oil pressure warning light. Digital clock, with green numerals, between sun visors. Hand brake lever and power window/lock control switches integrated into the front side of the center storage console.

Electrical System

Power windows. Automatic antenna. Electrical windshield washer with automatic wipe/wash cycle. Two-speed windshield wipers with intermittent wipe cycle. Halogen headlights. Two backup lights. Trunk light. Glove compartment light. Front ashtray light. Map light on passenger front door panel and dual courtesy lights under dashboard. Dome light center of headliner. Dual map lights both rear door panels. Four-way emergency flashers. Rheostat-controlled instrument illumination. Central electrical control box with fuses and relays.

Audi paint and upholstery

Recommended paint/upholstery combinations— 4000 Automatic

Exterior paints and upholstery combinations are the same as those applicable to the Audi 4000 on Page 44 of the 1980 Porsche Audi Fact Book

Recommended paint/upholstery combinations— 5000 Turbo

Paint Color	Exterior		Upholstery		
	Code	Color	Velour with Lthette Code	All Lthette Code	Leather with Lthette Code**
Helios Blue Metallic*	W5W5	Azure	JD	—	TD
Indiana Red Metallic*	W9W9	Dk Brown	JW	—	TK
Onyx Green Metallic*	Z2Z2	Reed	JU	—	TB
		Dk Brown	JW	—	TK
Diamond Silver Metallic*	Z4Z4	Azure	JD	—	TD
		Dk Brown	JW	—	TK
Dolomite Gray Metallic*	Z9Z9	Azure	JD	—	TD
		Dk Brown	JW	—	TK
Black	9000	Azure	JD	—	TD
		Dk Brown	JW	—	TK

* Available at extra cost

** For the Turbo, leather, at extra cost, is only available in connection with the Sunroof M650

Note: Leather seats and headrests for Audi 5000 Turbo are the same as for Audi 5000 except for map pockets in front seat back (All seat inlays, bolsters and front of headrests in leather)

Audi notes

Audi options

Code	Description	Note	4000 Auto.	5000 Turbo
D01	2 speakers in dash, 2 additional speakers in rear, manual antenna & suppression		0	—
D02	Same as D01 with automatic antenna & suppression		0	—
D06	Heatable front seats		—	0
D58	Outside mirrors, left & right, heatable, electrically adjustable		—	0
D76	Air conditioner	Not available with 4-cylinder engine (See D75)	0	—
R07	Radio AM/FM stereo*, manual antenna		0	—
R09	Radio AM/FM stereo*, automatic antenna		0	—
R14	Radio AM/FM stereo*, cassette, manual antenna		0	—
R16	Radio AM/FM stereo*, cassette, automatic antenna		0	●
173	Alloy wheels (6J x 14 with 185/60 HR14 tires)	Available with 4-cylinder engine	0	—
261	Outside mirror, right		0	●
341	Power door locks	4-door model only (limited quantities)	0	●
352	Cruise control		0	●
560	Sunroof (manual)		0	—
650	Sunroof (electric)		—	0
656	Height adjustable driver's seat		0	●
764	Catalyst retrofit (mandatory for all tourist vehicles except Diesel)		0	0

* Includes balance control for speakers

0 Means "Option available for this model"

— Means "Option not available for this model"

● Means "Option standard equipment for this model"

**Peel off Kleenstick strip
to attach folder to inside
back cover of your 1980
Porsche Audi Fact Book**

Name

Dealership

Address

City

State

Zip

Published by **PORSCHE AUDI**
A division of Volkswagen of America, Inc.
818 Sylvan Avenue
Englewood Cliffs, New Jersey 07632

This book is intended for use within the Porsche Audi organization only.

All information and illustrations given herein are based upon industry (or manufacturer's) information and are believed to be accurate and correct statements of fact.

Standard equipment, options and specifications subject to change without notice.

PORSCHE + AUDI
NOTHING EVEN COMES CLOSE
